

VERMONT

Career Technical Education (CTE) Profile



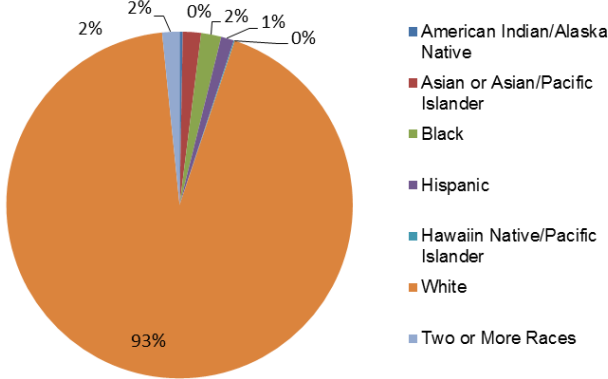
NAPE
National Alliance for
Partnerships in Equity
Education Foundation

At the secondary level, CTE is delivered through comprehensive high schools and regional career and technical centers. At the postsecondary level, CTE is delivered through the Community College of Vermont (CCV) and Vermont Technical College (VTC). The state Department of Education oversees the implementation of Perkins in Vermont.

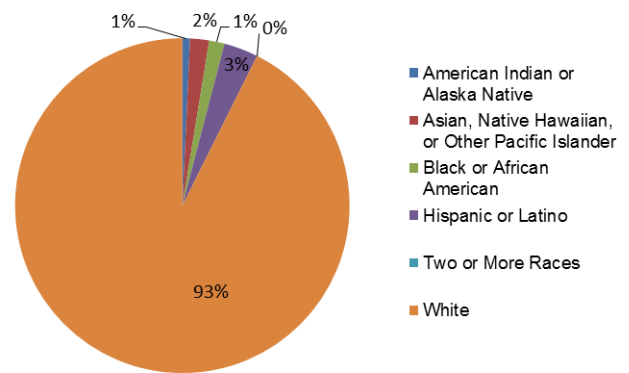
Enrollment

In FY 2012, 4,822 secondary and 4,311 postsecondary students participated in CTE. At the secondary level, 39% were female and 61% were male. At the postsecondary level, 61% were female and 39% were male.

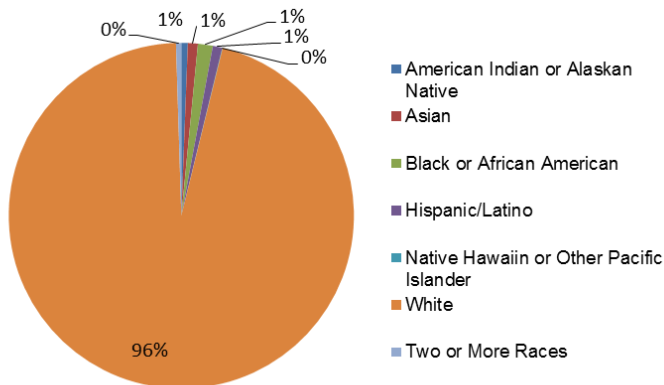
All Secondary Enrollment by Race, FY 2011



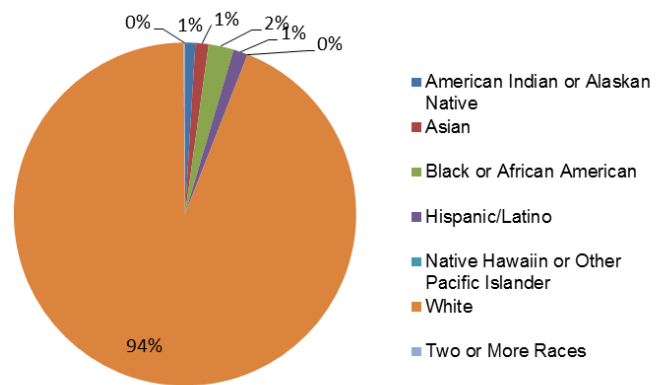
2-Year Postsecondary Enrollment by Race, Fall 2009



CTE Secondary Enrollment by Race, FY 2012



CTE Postsecondary Enrollment by Race, FY 2012



Perkins Funding

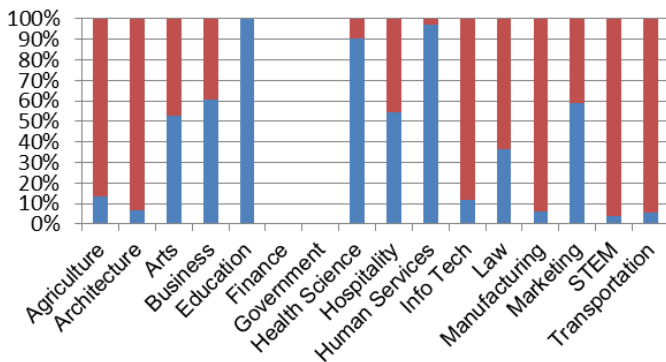
For FY 2014, Vermont's Perkins state grant allocation is estimated to be \$4,214,921, which is the same as FY 2013 and FY 2012. Based on past years, of funds distributed to local recipients, 74% and 26% are expected to be distributed to secondary and postsecondary programs, respectively.

Performance Data for CTE Concentrators, FY 2012

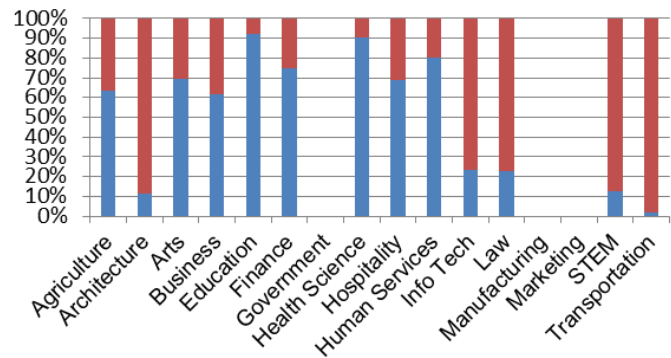
	Secondary		Postsecondary	
% passed the technical skill assessments aligned with industry standards	60%		94%	
% received an industry-recognized credential, certificate, or degree	97%		72%	
% placed or retained in postsecondary education, employment, military service, or advanced training	95%		47%	
	Male	Female	Male	Female
% of CTE students from underrepresented gender who participated in program nontraditional for that gender	7%	18%	15%	43%
% of CTE students from underrepresented gender who completed a program nontraditional for that gender	4%	17%	11%	16%

Career Cluster Enrollment by Gender

Secondary (blue=female, red=male)

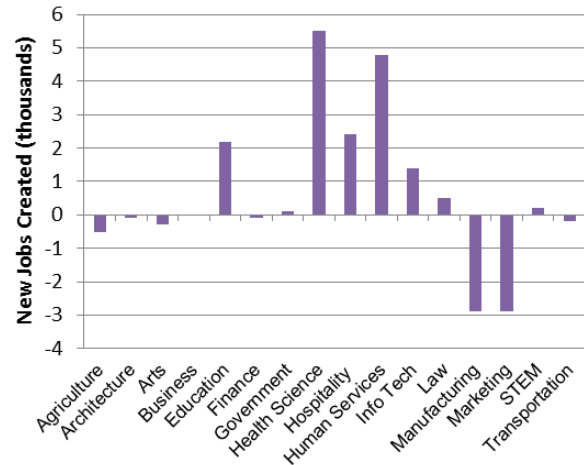


Postsecondary (blue=female, red=male)



Job Creation to 2018 by Career Cluster

The adjacent chart displays the expected number of jobs created (in thousands) in each of the 16 Career Clusters in Vermont between 2008 and 2018, according to a report by Georgetown University.



Sources

ACTE, CTE State Profiles, <https://www.acteonline.org/stateprofiles/>
 Georgetown University, Career Clusters Report, <http://cew.georgetown.edu/clusters>
 NCES, Elementary/Secondary Education System, <http://nces.ed.gov/ccd/elsi/>, and College and Career Tables Library, Table 35d, <http://nces.ed.gov/datalab/tableslibrary/viewtable.aspx?tableid=8603>
 Perkins Collaborative Resource Network, Consolidated Annual Reports, <http://cte.ed.gov/accountability/reports.cfm>, and Perkins Allocations, <http://cte.ed.gov/perkinsimplementation/nrg.cfm>

State Contact

Jay Ramsey
 CTE Workgroup & MOA Coordinator
 Vermont Agency of Education
 219 North Main Street, Ste. 402, Barre, VT 05641
 Phone: (802) 479-1343; Email: Jay.Ramsey@state.vt.us