

# UTAH

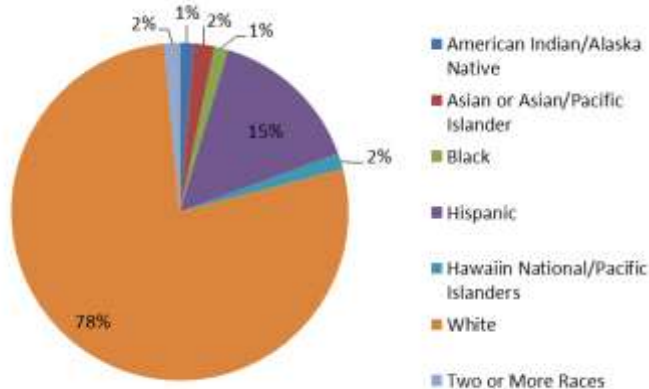
## Career Technical Education (CTE) Profile



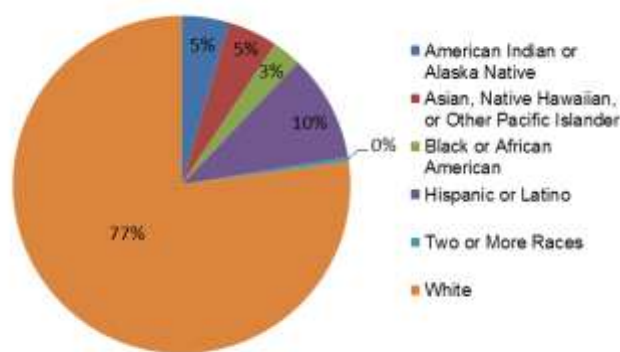
Secondary CTE is delivered through comprehensive high schools. Postsecondary CTE is delivered in each of the state's eight regions by colleges and universities in the state's system of higher education and through the state's eight Utah College of Applied Technology (UCAT) campuses. The State Board of Education has been designated the eligible state agency to receive and allocate federal CTE funds.

### Enrollment (most recent data available by state is reported)

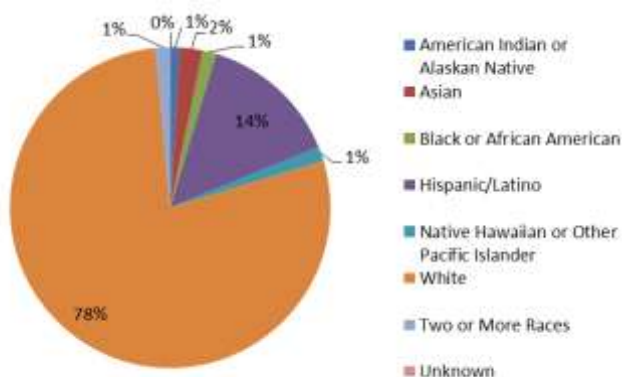
All Secondary Enrollment by Race, FY 2012



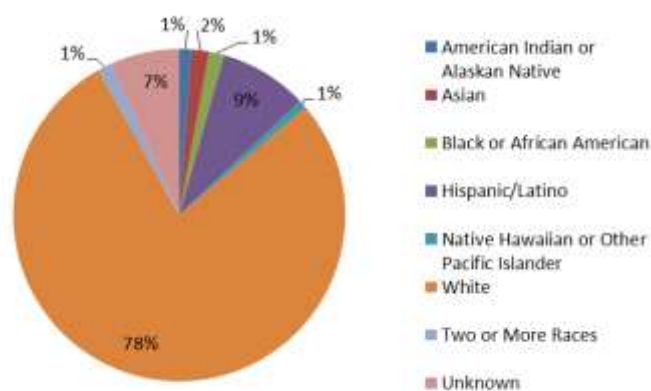
2-Year Postsecondary Enrollment by Race, Fall 2009



CTE Secondary Enrollment by Race, FY 2013



CTE Postsecondary Enrollment by Race, FY 2013



In FY 2013, 94,691 secondary and 61,601 postsecondary students participated in CTE. At the secondary level, 49% were female and 51% were male. At the postsecondary level, 43% were female and 57% were male.

### Perkins Funding

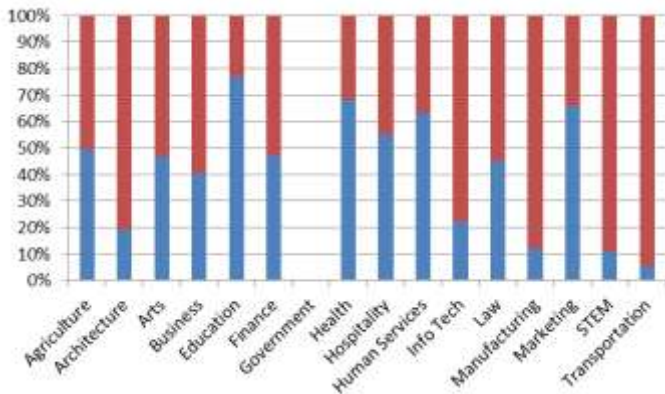
For FY 2014, Utah's Perkins state grant allocation was \$12,267,284, which was \$772,045 more than FY 2013 and \$221,496 more than FY 2012. Of funds distributed to local recipients, 60% and 40% have traditionally been distributed to secondary and postsecondary programs, respectively.

## Performance Data for CTE Concentrators, FY 2013

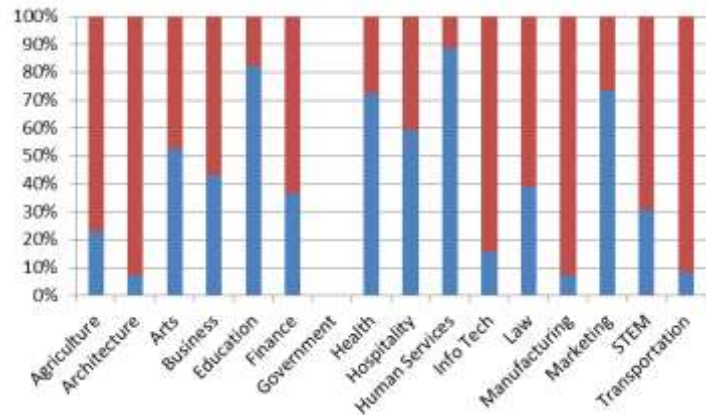
	Secondary		Postsecondary	
% passed the technical skill assessments aligned with industry standards	85%		95%	
% received an industry-recognized credential, certificate, or degree	84%		30%	
% placed or retained in postsecondary education, employment, military service, or advanced training	50%		56%	
	Male	Female	Male	Female
% of CTE students from underrepresented gender who participated in program nontraditional for that gender	53%	53%	28%	17%
% of CTE students from underrepresented gender who completed a program nontraditional for that gender	33%	28%	20%	14%

## Career Cluster Enrollment by Gender, FY 2013

Secondary (blue=female, red=male)



Postsecondary (blue=female, red=male)

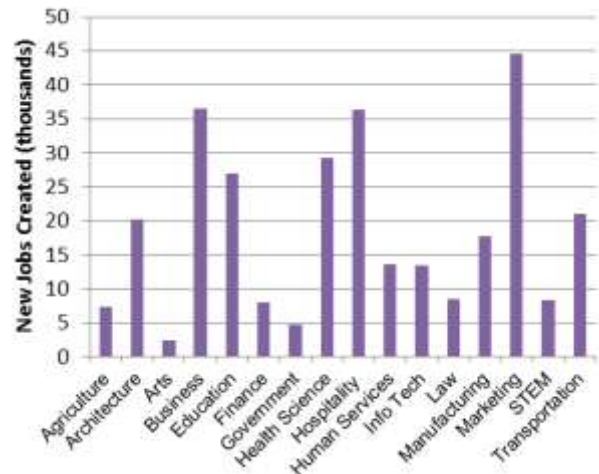


## Job Creation to 2018 by Career Cluster

The adjacent chart displays the expected number of jobs created (in thousands) in each of the 16 Career Clusters in Utah between 2008 and 2018, according to a report by Georgetown University.

### Sources

ACTE, CTE State Profiles, <https://www.acteonline.org/stateprofiles/>  
 Georgetown University, Career Clusters Report, <http://cew.georgetown.edu/clusters>  
 NCES, Elementary/Secondary Education System, <http://nces.ed.gov/ccd/elsi/>, and College and Career Tables Library, Table 35d, <http://nces.ed.gov/datalab/tablelibrary/viewtable.aspx?tableid=8603>  
 Perkins Collaborative Resource Network, Consolidated Annual Reports, <http://cte.ed.gov/accountability/reports.cfm>, and Perkins Allocations, <http://cte.ed.gov/perkinsimplementation/nrg.cfm>



## State Contact

Sherry Marchant, CTE Intro., WBL, Nontraditional Specialist  
 Utah State Office of Education  
 P. O. Box 144200, Salt Lake City, UT 84114-4200  
 Phone: (801) 538-7594;  
 Email: [sherry.marchant@schools.utah.gov](mailto:sherry.marchant@schools.utah.gov)