

# SOUTH DAKOTA

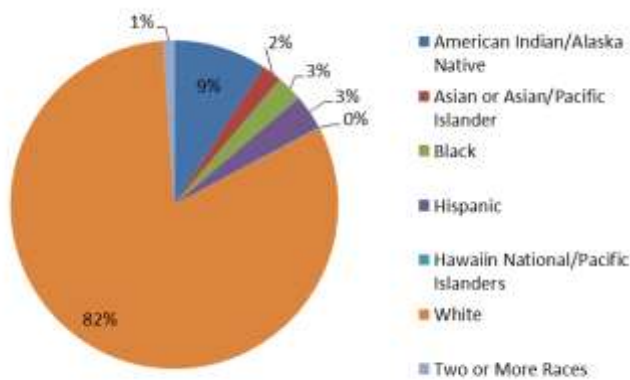
## Career Technical Education (CTE) Profile



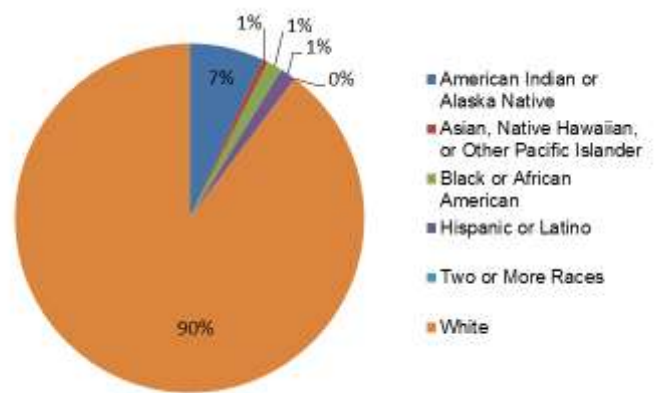
At the secondary level, CTE is delivered through a combination of comprehensive high schools, multi-district CTE centers, tribal schools, and alternative state schools. At the postsecondary level, CTE is delivered through the state's technical institutes and 4-year public universities.

### Enrollment (most recent data available by state is reported)

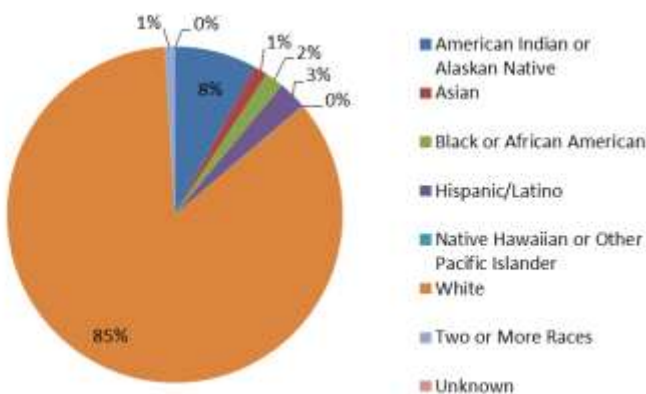
All Secondary Enrollment by Race, FY 2012



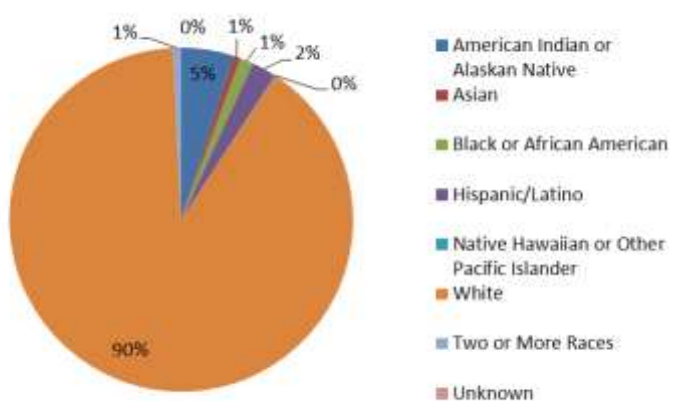
2-Year Postsecondary Enrollment by Race, Fall 2009



CTE Secondary Enrollment by Race, FY 2013



CTE Postsecondary Enrollment by Race, FY 2013



In FY 2013, 40,179 secondary and 5,554 postsecondary students participated in CTE. At the secondary level, 44% were female and 56% were male. At the postsecondary level, 49% were female and 51% were male.

### Perkins Funding

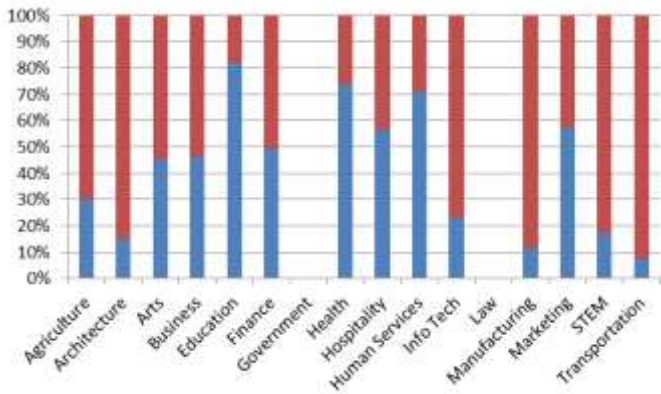
For FY 2014, South Dakota's Perkins state grant allocation was \$4,214,921, which was the same as FY 2013 and FY 2012.

## Performance Data for CTE Concentrators, FY 2013

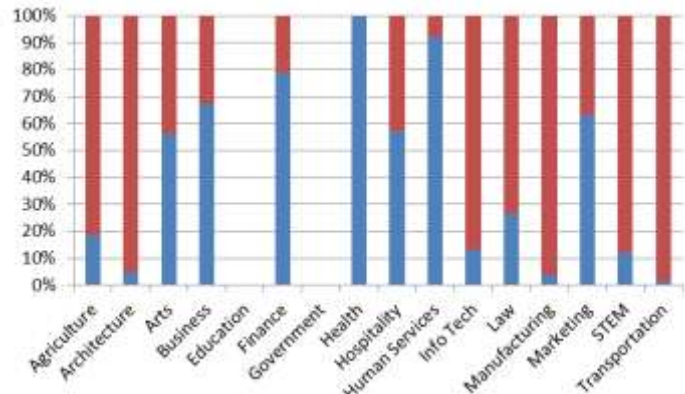
	Secondary		Postsecondary	
% passed the technical skill assessments aligned with industry standards	97%		90%	
% received an industry-recognized credential, certificate, or degree	97%		66%	
% placed or retained in postsecondary education, employment, military service, or advanced training	90%		86%	
	<i>Male</i>	<i>Female</i>	<i>Male</i>	<i>Female</i>
% of CTE students from underrepresented gender who participated in program nontraditional for that gender	51%	46%	9%	9%
% of CTE students from underrepresented gender who completed a program nontraditional for that gender	26%	23%	9%	8%

## Career Cluster Enrollment by Gender, FY 2013

Secondary (blue=female, red=male)

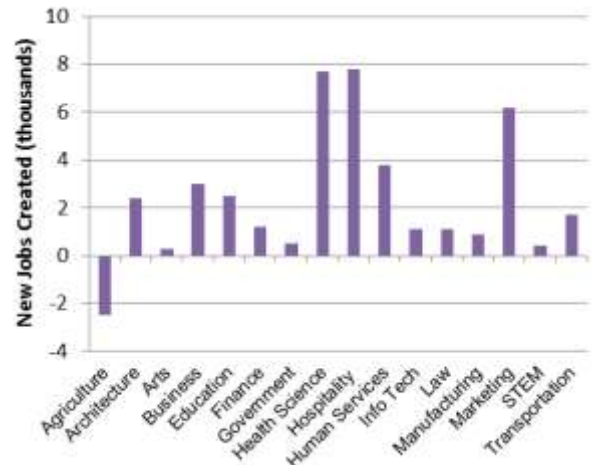


Postsecondary (blue=female, red=male)



## Job Creation to 2018 by Career Cluster

The adjacent chart displays the expected number of jobs created (in thousands) in each of the 16 Career Clusters in South Dakota between 2008 and 2018, according to a report by Georgetown University.



## Sources

ACTE, CTE State Profiles, <https://www.acteonline.org/stateprofiles/>  
 Georgetown University, Career Clusters Report, <http://cew.georgetown.edu/clusters>  
 NCES, Elementary/Secondary Education System, <http://nces.ed.gov/ccd/elsi/>, and College and Career Tables Library, Table 35d, <http://nces.ed.gov/datalab/tableslibrary/viewtable.aspx?tableid=8603>  
 Perkins Collaborative Resource Network, Consolidated Annual Reports, <http://cte.ed.gov/accountability/reports.cfm>, and Perkins Allocations, <http://cte.ed.gov/perkinsimplementation/nrg.cfm>

## State Contact

Erin Larsen  
 Education Program Specialist  
 South Dakota Department of Education  
 800 Governors Dr., Pierre, SD 57501-2294  
 Phone: (605) 773-2533; Email: [Erin.Larsen@state.sd.us](mailto:Erin.Larsen@state.sd.us)