

OKLAHOMA

Career Technical Education (CTE) Profile



NAPE
National Alliance for
Partnerships in Equity
Education Foundation

Career and Technical Education in Oklahoma

Secondary CTE is delivered through K-12 comprehensive high schools, 29 technology center districts on 58 campuses, and skills centers. Postsecondary CTE is delivered through the technology center districts and skills centers.¹

Perkins Performance Indicators (FY 2016)

Congress made accountability for results a central focus of Perkins IV. States are required to report annually on the following core performance indicators, which assess their effectiveness in achieving statewide progress in CTE and optimizing the return on investment of federal funds in CTE.²

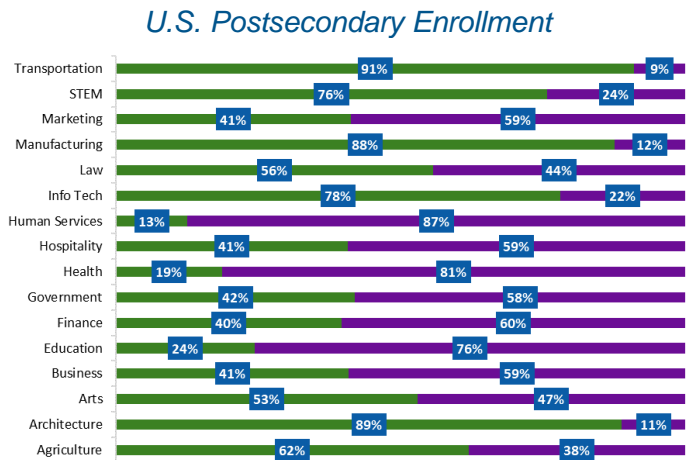

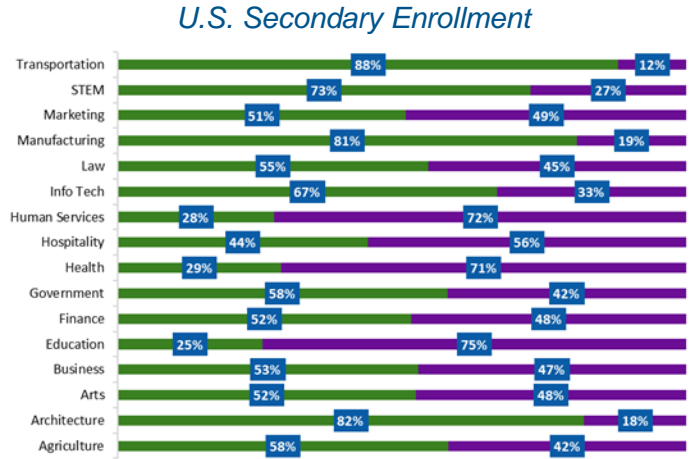

<i>Secondary (%)</i>	<i>Target</i>	<i>Male</i>	<i>Female</i>	<i>AI/AN</i>	<i>Asian</i>	<i>Black</i>	<i>Hispanic</i>	<i>NHOPI</i>	<i>White</i>	<i>Two+</i>
Academic Attainment in Reading/Language Arts	80	76	85	78	86	66	72	64	85	83
Academic Attainment in Mathematics	70	72	78	72	92	62	71	65	78	76
Technical Skills Attainment	90	94	94	94	90	86	92	95	95	95
School Completion	98	99	98	98	100	97	97	100	99	99
Student Graduation Rates	95	80	84	82	90	77	79	79	84	81
Placement	92	93	93	93	91	94	93	78	93	94
Nontraditional Participation	16	10	21	16	15	19	15	6	15	14
Nontraditional Completion	9	6	11	9	13	13	10	0	7	7

<i>Postsecondary (%)</i>	<i>Target</i>	<i>Male</i>	<i>Female</i>	<i>AI/AN</i>	<i>Asian</i>	<i>Black</i>	<i>Hispanic</i>	<i>NHOPI</i>	<i>White</i>	<i>Two+</i>
Technical Skill Attainment	95	82	88	81	70	78	84	0	88	88
Credential, Certificate, or Degree	45	47	50	51	52	34	51	78	51	46
Student Retention or Transfer	73	69	72	71	78	63	73	82	72	72
Student Placement	71	67	72	72	67	72	69	56	70	71
Nontraditional Participation	32	15	45	32	29	35	31	22	30	32
Nontraditional Completion	19	25	12	13	23	21	16	33	17	13

Career Cluster Enrollment (FY 2016)

Seven of the 16 career clusters in CTE lead to high-skill, high-wage, and high-demand STEM-related careers (Agriculture, Architecture, Health, Information Technology, Manufacturing, STEM, and Transportation) and contain programs that prepare students for nontraditional careers.²

= male = female



State CTE Contact

Charlie Weeks, Oklahoma Department of Education, 1500 West Seventh Avenue, Stillwater, OK 74074-4398, (405) 743-5596, charlie.weeks@careertech.ok.gov

Notes

1. ACTE State Profiles at <https://www.acteonline.org/stateprofiles/>
2. AI/AN = American Indian or Alaskan Native, NHOPi = Native Hawaiian/Other Pacific Islander. All data from Perkins Data Explorer at <https://perkins.ed.gov/pims/DataExplorer/>