

NEW JERSEY

Career Technical Education (CTE) Profile



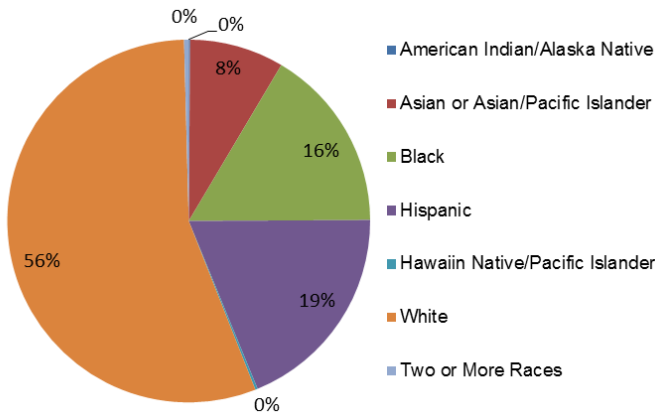
NAPE
National Alliance for
Partnerships in Equity
Education Foundation

At the secondary level, CTE is delivered through comprehensive high schools and county vocational-technical schools. At the postsecondary level, CTE is delivered through the state's community colleges. The New Jersey Department of Education is the eligible agency for Perkins funding.

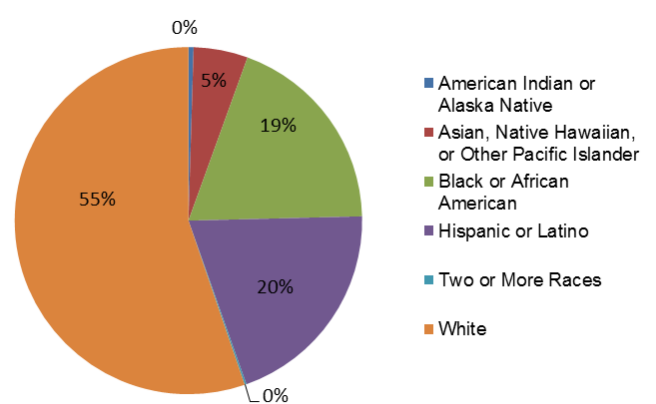
Enrollment

In FY 2012, 91,750 secondary and 125,531 postsecondary students participated in CTE. At the secondary level, 48% were female and 52% were male. At the postsecondary level, 52% were female and 48% were male.

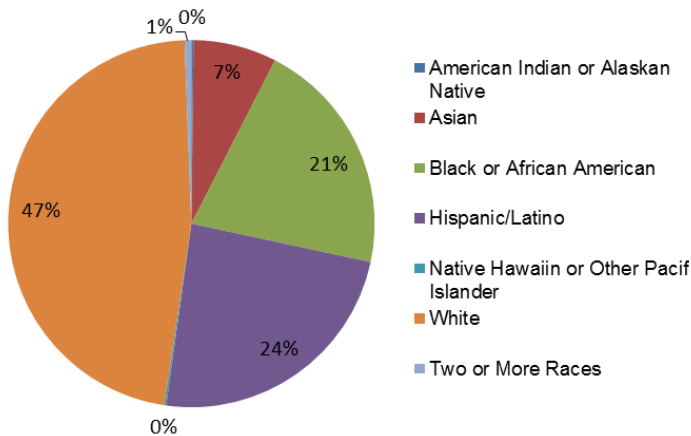
All Secondary Enrollment by Race, FY 2011



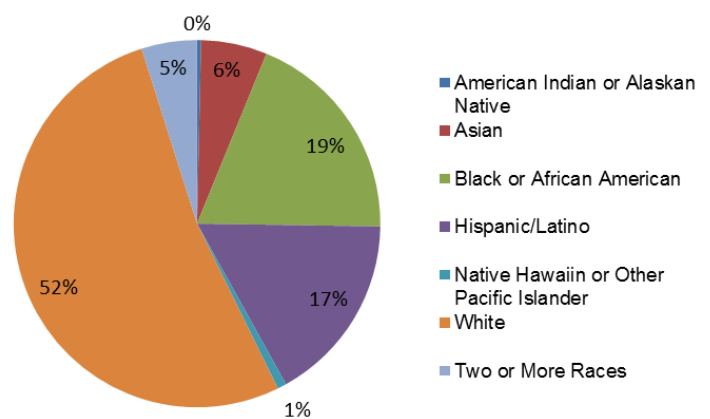
2-Year Postsecondary Enrollment by Race, Fall 2009



CTE Secondary Enrollment by Race, FY 2012



CTE Postsecondary Enrollment by Race, FY 2012



Perkins Funding

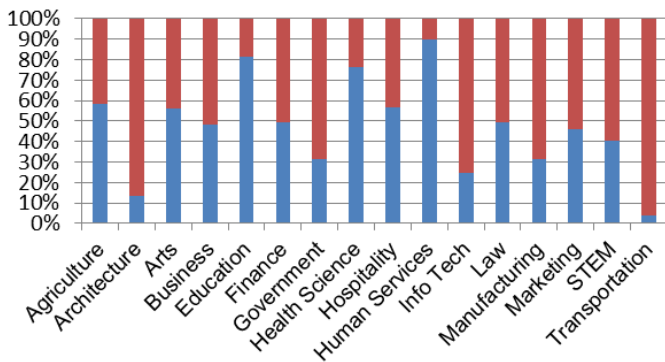
For FY 2014, New Jersey's Perkins state grant allocation is estimated to be \$22,370,715, which is \$1,340,527 more than FY 2013 and \$195,615 less than FY 2012. Based on past years, of funds distributed to local recipients, 55% and 45% are expected to be distributed to secondary and postsecondary programs, respectively.

Performance Data for CTE Concentrators, FY 2012

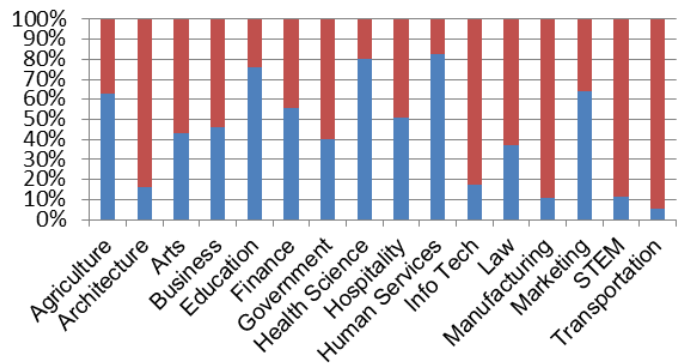
	Secondary		Postsecondary	
% passed the technical skill assessments aligned with industry standards	83%		96%	
% received an industry-recognized credential, certificate, or degree	100%		100%	
% placed or retained in postsecondary education, employment, military service, or advanced training	94%		71%	
	<i>Male</i>	<i>Female</i>	<i>Male</i>	<i>Female</i>
% of CTE students from underrepresented gender who participated in program nontraditional for that gender	41%	30%	30%	38%
% of CTE students from underrepresented gender who completed a program nontraditional for that gender	33%	28%	19%	37%

Career Cluster Enrollment by Gender

Secondary (blue=female, red=male)



Postsecondary (blue=female, red=male)



Job Creation to 2018 by Career Cluster

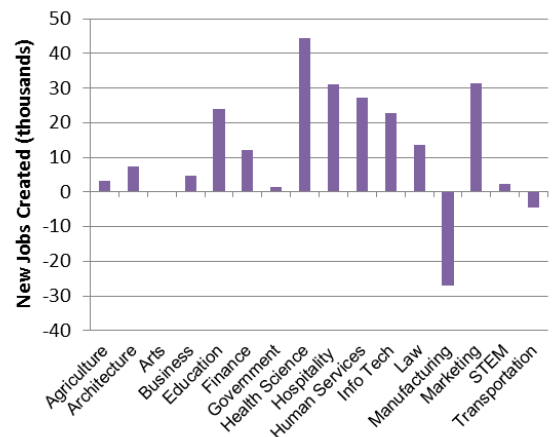
The adjacent chart displays the expected number of jobs created (in thousands) in each of the 16 Career Clusters in New Jersey between 2008 and 2018, according to a report by Georgetown University.

Sources

ACTE, CTE State Profiles, <https://www.acteonline.org/stateprofiles/>
 Georgetown University, Career Clusters Report, <http://cew.georgetown.edu/clusters>

NCES, Elementary/Secondary Education System, <http://nces.ed.gov/ccd/elsi/>, and College and Career Tables Library, Table 35d, <http://nces.ed.gov/datalab/tableslibrary/viewtable.aspx?tableid=8603>

Perkins Collaborative Resource Network, Consolidated Annual Reports, <http://cte.ed.gov/accountability/reports.cfm>, and Perkins Allocations, <http://cte.ed.gov/perkinsimplementation/nrg.cfm>



State Contact

Teresa Boyer

Director, Education & Career Development Research
 Rutgers, The State University of NJ, Center for Women and Work

50 Labor Center Way, New Brunswick, NJ 08901

Phone: (732) 932-5473; Email: territil@rci.rutgers.edu