

NEBRASKA

Career Technical Education (CTE) Profile



NAPE
National Alliance for
Partnerships in Equity
Education Foundation

Career and Technical Education in Nebraska

At the secondary level, CTE is delivered through comprehensive high schools. At the postsecondary level, CTE is delivered through the state's community college system.¹

Perkins Performance Indicators (FY 2016)

Congress made accountability for results a central focus of Perkins IV. States are required to report annually on the following core performance indicators, which assess their effectiveness in achieving statewide progress in CTE and optimizing the return on investment of federal funds in CTE.²

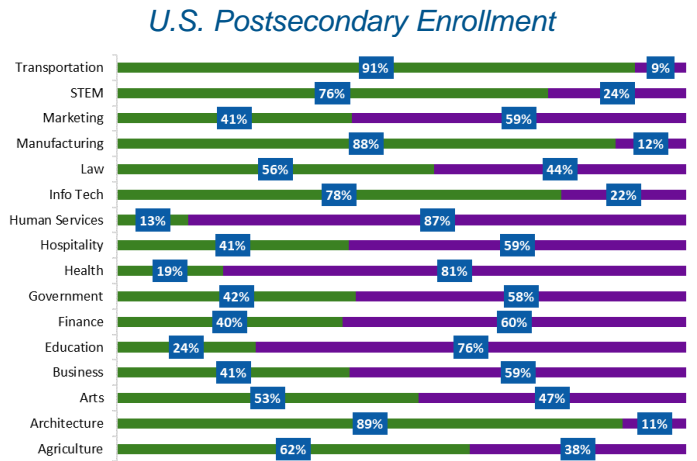

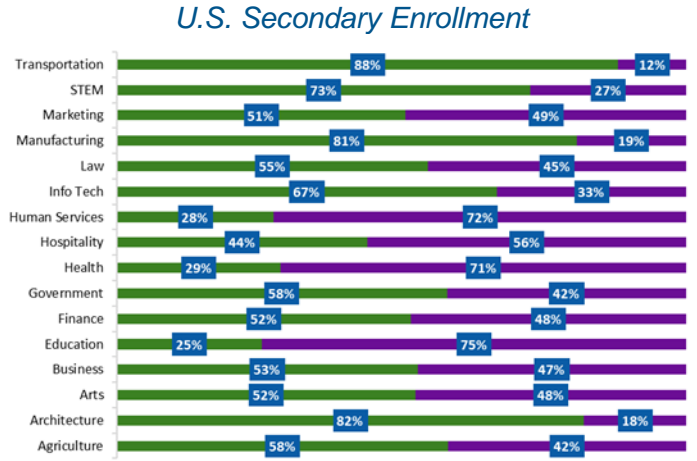
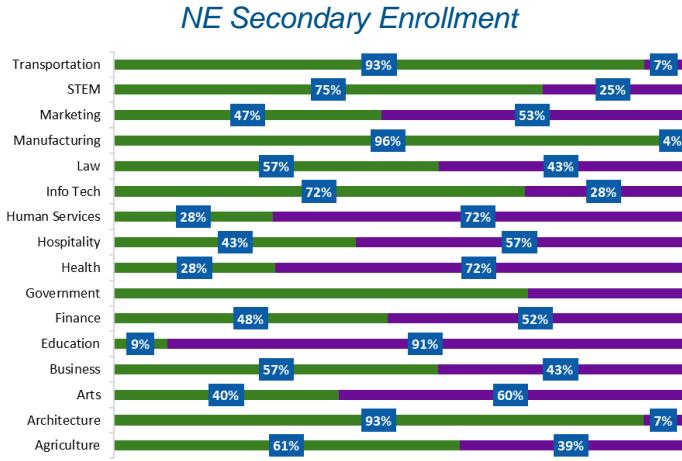
<i>Secondary (%)</i>	<i>Target</i>	<i>Male</i>	<i>Female</i>	<i>AI/AN</i>	<i>Asian</i>	<i>Black</i>	<i>Hispanic</i>	<i>NHOPI</i>	<i>White</i>	<i>Two+</i>
Academic Attainment in Reading/Language Arts	70	72	76	60	75	45	56	70	80	68
Academic Attainment in Mathematics	61	66	67	46	75	31	44	50	73	51
Technical Skills Attainment	87	90	93	87	94	76	82	100	94	87
School Completion	97	98	98	99	100	94	95	100	99	95
Student Graduation Rates	98	99	99	98	99	99	98	100	99	97
Placement	97	98	98	96	97	92	94	80	99	92
Nontraditional Participation	42	44	46	44	45	46	42	45	45	46
Nontraditional Completion	27	33	26	32	33	37	27	40	29	31

<i>Postsecondary (%)</i>	<i>Target</i>	<i>Male</i>	<i>Female</i>	<i>AI/AN</i>	<i>Asian</i>	<i>Black</i>	<i>Hispanic</i>	<i>NHOPI</i>	<i>White</i>	<i>Two+</i>
Technical Skill Attainment	92	89	93	86	92	87	84	93	92	90
Credential, Certificate, or Degree	48	41	45	32	33	31	41	33	46	27
Student Retention or Transfer	74	76	82	72	81	77	82	64	80	71
Student Placement	73	54	72	65	70	71	71	61	66	37
Nontraditional Participation	21	14	38	29	33	30	25	32	26	42
Nontraditional Completion	14	13	22	20	22	19	15	22	16	28

Career Cluster Enrollment (FY 2016)

Seven of the 16 career clusters in CTE lead to high-skill, high-wage, and high-demand STEM-related careers (Agriculture, Architecture, Health, Information Technology, Manufacturing, STEM, and Transportation) and contain programs that prepare students for nontraditional careers.²

= male = female



State CTE Contact

Richard Katt, State Director, CTE, Nebraska Department of Education, 301 Centennial Mall South, P.O. Box 94987, Lincoln, NE 68509-4987, (402) 471-4808, rich.katt@nebraska.gov

Notes

1. ACTE State Profiles at <https://www.acteonline.org/stateprofiles/>
2. AI/AN = American Indian or Alaskan Native, NHOPHI = Native Hawaiian/Other Pacific Islander. All data from Perkins Data Explorer at <https://perkins.ed.gov/pims/DataExplorer/>