

MISSOURI

Career Technical Education (CTE) Profile

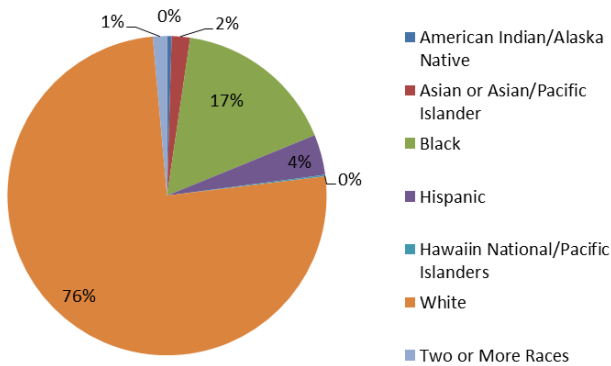


NAPE
National Alliance for
Partnerships in Equity
Education Foundation

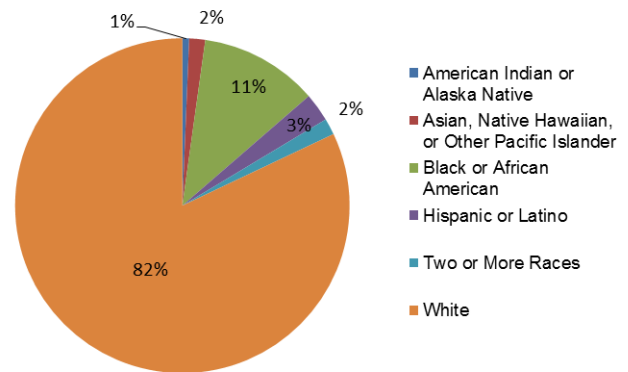
At the secondary level, CTE is delivered through comprehensive high schools and area career-technical centers. At the postsecondary level, CTE is delivered through the state's community colleges, one state technical college, and 4-year institutions that offer associate's degrees. The State Board of Education is the state agency responsible for the Perkins Act and funding.

Enrollment (most recent data available by state is reported)

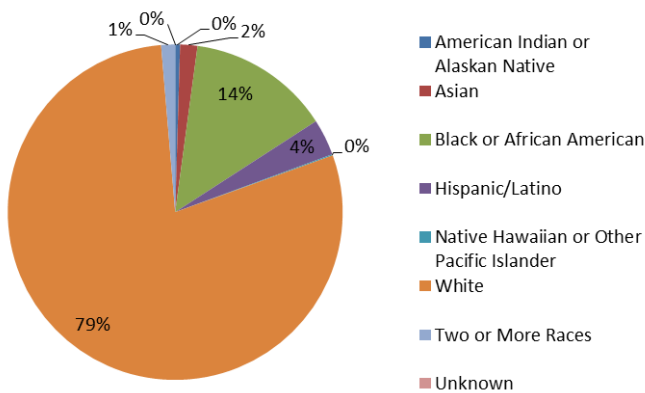
All Secondary Enrollment by Race, FY 2012



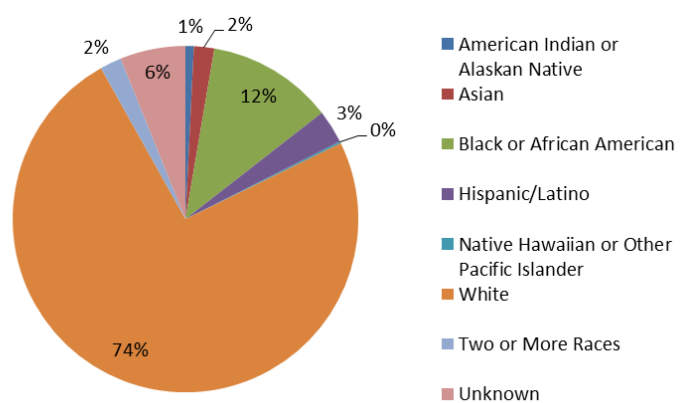
2-Year Postsecondary Enrollment by Race, Fall 2009



CTE Secondary Enrollment by Race, FY 2013



CTE Postsecondary Enrollment by Race, FY 2013



In FY 2013, 127,983 secondary and 69,286 postsecondary students participated in CTE. At the secondary level, 50% were female and 50% were male. At the postsecondary level, 58% were female and 42% were male.

Perkins Funding

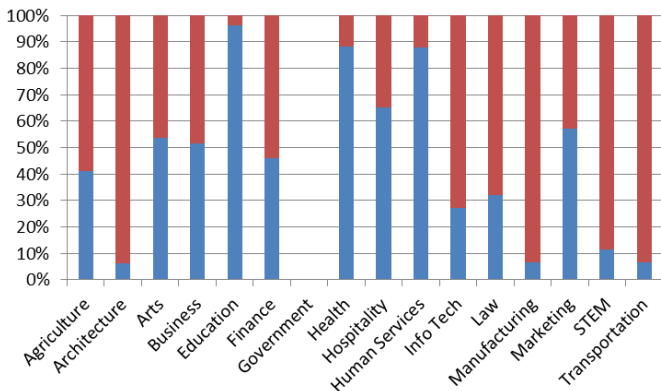
For FY 2014, Missouri's Perkins state grant allocation was \$21,421,420, which was \$481,600 more than FY 2013 and \$153,709 less than FY 2012. Of funds distributed to local recipients, 72% and 28% have traditionally been distributed to secondary and postsecondary programs, respectively.

Performance Data for CTE Concentrators, FY 2013

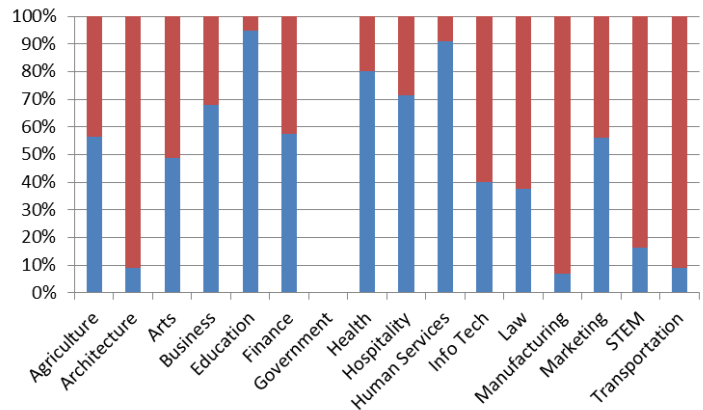
	Secondary		Postsecondary	
% passed the technical skill assessments aligned with industry standards	73%		82%	
% received an industry-recognized credential, certificate, or degree	95%		30%	
% placed or retained in postsecondary education, employment, military service, or advanced training	94%		63%	
	Male	Female	Male	Female
% of CTE students from underrepresented gender who participated in program nontraditional for that gender	26%	29%	18%	34%
% of CTE students from underrepresented gender who completed a program nontraditional for that gender	17%	23%	14%	22%

Career Cluster Enrollment by Gender, FY 2013

Secondary (blue=female, red=male)



Postsecondary (blue=female, red=male)

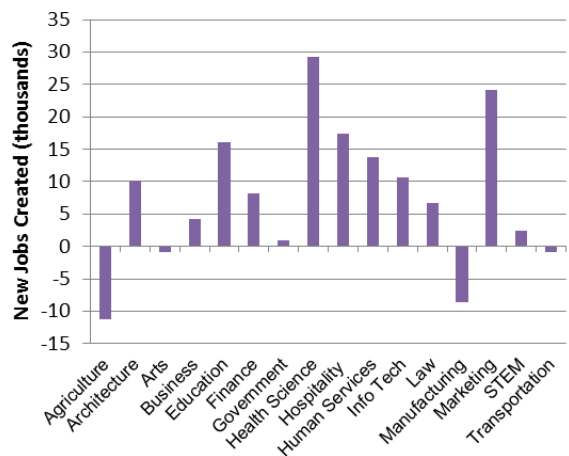


Job Creation to 2018 by Career Cluster

The adjacent chart displays the expected number of jobs created (in thousands) in each of the 16 Career Clusters in Missouri between 2008 and 2018, according to a report by Georgetown University.

Sources

ACTE, CTE State Profiles, <https://www.acteonline.org/stateprofiles/>
 Georgetown University, Career Clusters Report, <http://cew.georgetown.edu/clusters>
 NCES, Elementary/Secondary Education System, <http://nces.ed.gov/ccd/elsi/>, and College and Career Tables Library, Table 35d, <http://nces.ed.gov/datalab/tableslibrary/viewtable.aspx?tableid=8603>
 Perkins Collaborative Resource Network, Consolidated Annual Reports, <http://cte.ed.gov/accountability/reports.cfm>, and Perkins Allocations, <http://cte.ed.gov/perkinsimplementation/nrg.cfm>



State Contact

Dennis Harden, Coordinator of Career Education
 Missouri Department of Education
 205 Jefferson St., 5th Floor, PO Box 480
 Jefferson City, MO 65102
 Phone: (573) 751-3500;
 Email: dennis.harden@dese.mo.gov