

MISSISSIPPI

Career Technical Education (CTE) Profile



NAPE
National Alliance for
Partnerships in Equity
Education Foundation

Career and Technical Education in Mississippi

Secondary CTE is delivered through comprehensive high schools and area career centers, which provide supplemental career training to students within a district. Postsecondary CTE is delivered through community and junior colleges.¹

Perkins Performance Indicators (FY 2016)

Congress made accountability for results a central focus of Perkins IV. States are required to report annually on the following core performance indicators, which assess their effectiveness in achieving statewide progress in CTE and optimizing the return on investment of federal funds in CTE.² (NA = Not Available)

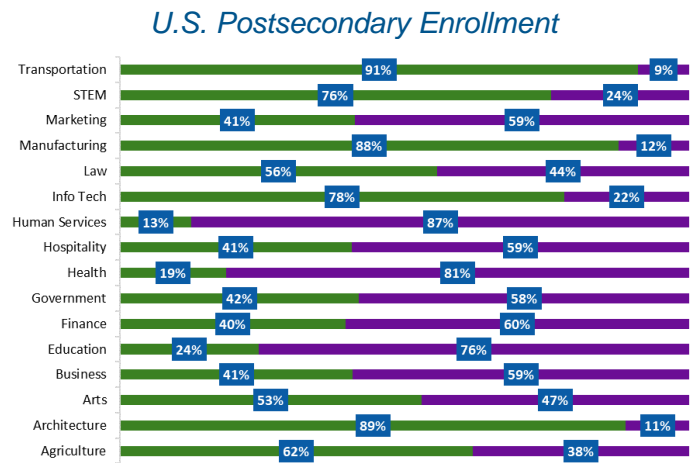

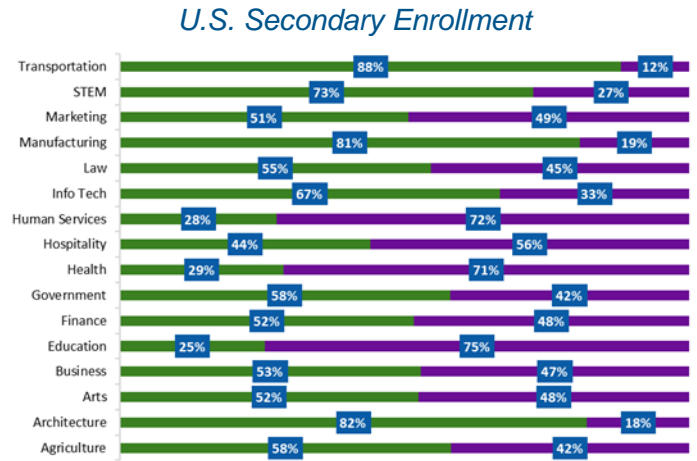

<i>Secondary (%)</i>	<i>Target</i>	<i>Male</i>	<i>Female</i>	<i>AI/AN</i>	<i>Asian</i>	<i>Black</i>	<i>Hispanic</i>	<i>NHOPI</i>	<i>White</i>	<i>Two+</i>
Academic Attainment in Reading/Language Arts	62	58	70	73	82	54	66	100	72	68
Academic Attainment in Mathematics	82	81	88	80	96	80	88	100	89	88
Technical Skills Attainment	58	66	78	80	87	58	69	0	84	75
School Completion	93	93	96	94	93	93	94	100	95	100
Student Graduation Rates	93	93	96	94	93	93	94	100	95	100
Placement	88	90	88	80	96	85	89	100	93	97
Nontraditional Participation	20	3	24	9	10	9	7	0	11	16
Nontraditional Completion	21	3	34	20	14	11	11	0	15	19

<i>Postsecondary (%)</i>	<i>Target</i>	<i>Male</i>	<i>Female</i>	<i>AI/AN</i>	<i>Asian</i>	<i>Black</i>	<i>Hispanic</i>	<i>NHOPI</i>	<i>White</i>	<i>Two+</i>
Technical Skill Attainment	75	75	80	85	73	72	83	60	82	78
Credential, Certificate, or Degree	83	89	90	71	87	87	94	67	91	84
Student Retention or Transfer	86	94	94	87	90	94	96	100	94	92
Student Placement	83	88	88	46	90	85	94	67	90	84
Nontraditional Participation	13	5	17	11	11	11	15	17	9	12
Nontraditional Completion	11	6	10	14	14	9	14	NA	8	11

Career Cluster Enrollment (FY 2016)

Seven of the 16 career clusters in CTE lead to high-skill, high-wage, and high-demand STEM-related careers (Agriculture, Architecture, Health, Information Technology, Manufacturing, STEM, and Transportation) and contain programs that prepare students for nontraditional careers.²

= male = female



State CTE Contact

Jean Massey, Associate State Superintendent of Career and Workforce Development, MS Department of Education, 359 N. West St., P.O. Box 771, Jackson, MS 39205, (601) 359-3986, jmassey@mde.k12.ms.us

Notes

1. ACTE State Profiles at <https://www.acteonline.org/stateprofiles/>
2. AI/AN = American Indian or Alaskan Native, NHOPi = Native Hawaiian/Other Pacific Islander. All data from Perkins Data Explorer at <https://perkins.ed.gov/pims/DataExplorer/>