

KANSAS

Career Technical Education (CTE) Profile



NAPE
National Alliance for
Partnerships in Equity
Education Foundation

Career and Technical Education in Kansas

At the secondary level, CTE is delivered by comprehensive high schools. At the postsecondary level, CTE is delivered by its community colleges and technical colleges, as well as by Washburn University.¹

Perkins Performance Indicators (FY 2016)

Congress made accountability for results a central focus of Perkins IV. States are required to report annually on the following core performance indicators, which assess their effectiveness in achieving statewide progress in CTE and optimizing the return on investment of federal funds in CTE.²

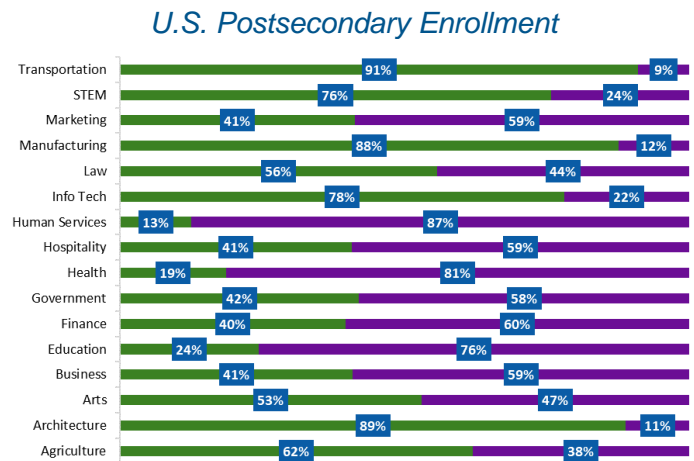
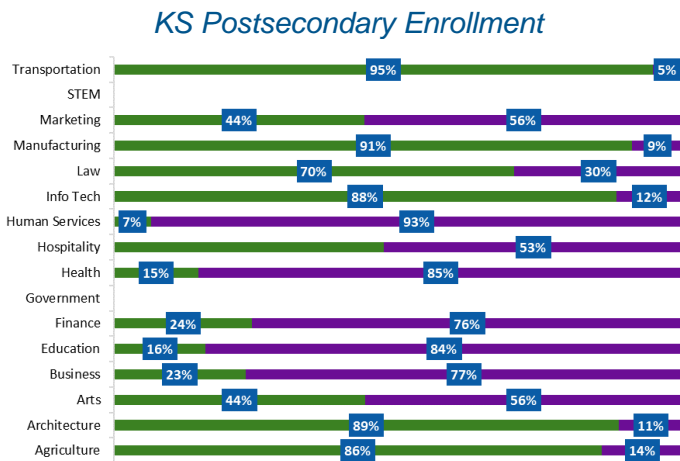
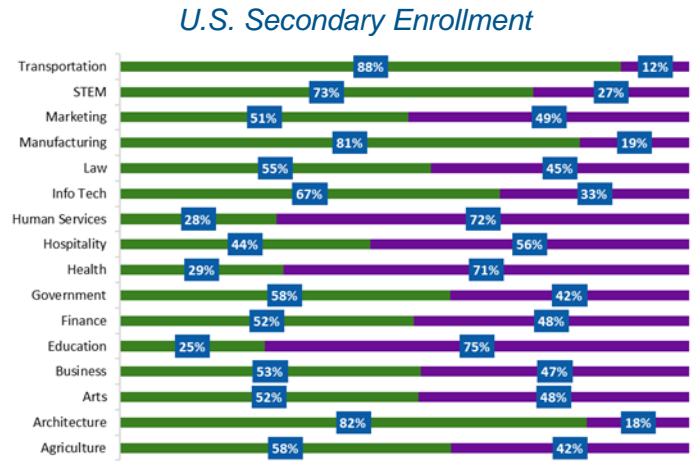
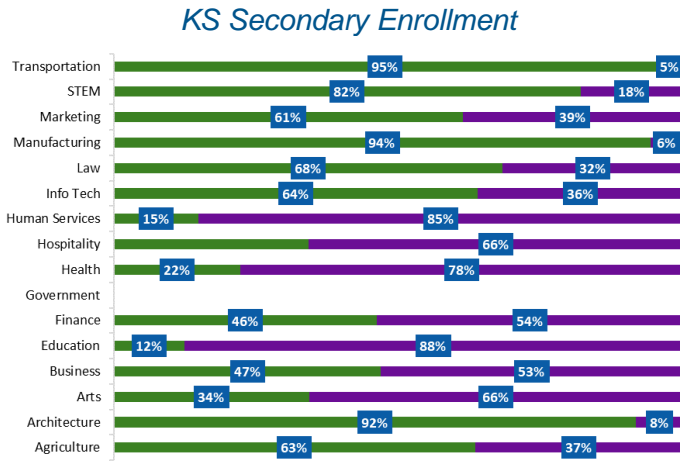
<i>Secondary (%)</i>	<i>Target</i>	<i>Male</i>	<i>Female</i>	<i>AI/AN</i>	<i>Asian</i>	<i>Black</i>	<i>Hispanic</i>	<i>NHOPI</i>	<i>White</i>	<i>Two+</i>
Academic Attainment in Reading/Language Arts	85	36	30	100	0	0	20	0	36	50
Academic Attainment in Mathematics	85	29	15	0	0	0	0	0	34	0
Technical Skills Attainment	94	99	99	96	99	98	99	100	99	99
School Completion	98	98	98	100	97	98	96	100	98	95
Student Graduation Rates	89	99	99	100	99	98	98	100	99	96
Placement	90	93	94	89	91	96	91	0	94	93
Nontraditional Participation	24	19	43	23	36	27	25	38	28	27
Nontraditional Completion	23	9	33	18	20	15	16	0	19	15

<i>Postsecondary (%)</i>	<i>Target</i>	<i>Male</i>	<i>Female</i>	<i>AI/AN</i>	<i>Asian</i>	<i>Black</i>	<i>Hispanic</i>	<i>NHOPI</i>	<i>White</i>	<i>Two+</i>
Technical Skill Attainment	79	95	91	94	90	86	90	100	94	94
Credential, Certificate, or Degree	67	72	76	74	76	67	68	76	74	66
Student Retention or Transfer	59	72	78	60	71	69	65	58	74	70
Student Placement	75	83	85	83	73	75	82	88	85	77
Nontraditional Participation	16	28	33	26	43	35	28	41	30	35
Nontraditional Completion	10	12	11	7	19	22	9	8	10	7

Career Cluster Enrollment (FY 2016)

Seven of the 16 career clusters in CTE lead to high-skill, high-wage, and high-demand STEM-related careers (Agriculture, Architecture, Health, Information Technology, Manufacturing, STEM, and Transportation) and contain programs that prepare students for nontraditional careers.²

= male = female



State CTE Contact

Wendy Coates, Education Program Consultant for NonTraditional Careers, Kansas State Department of Education, 120 SE 10th Avenue, Topeka, KS 66612, (785) 296-3907, wcoates@ksde.org

Notes

1. ACTE State Profiles at <https://www.acteonline.org/stateprofiles/>
2. AI/AN = American Indian or Alaskan Native, NHOPHI = Native Hawaiian/Other Pacific Islander. All data from Perkins Data Explorer at <https://perkins.ed.gov/pims/DataExplorer/>