

# KANSAS

## Career Technical Education (CTE) Profile



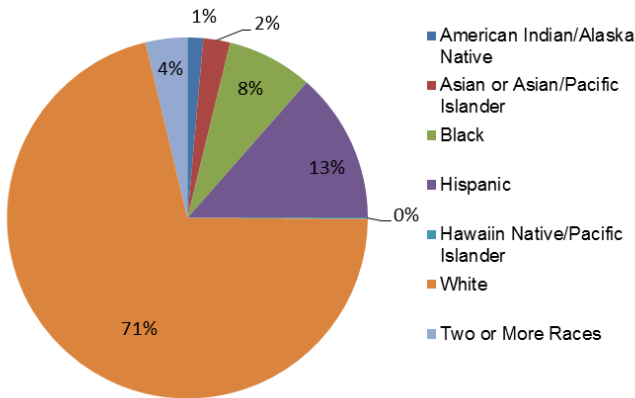
**NAPE**  
National Alliance for  
Partnerships in Equity  
Education Foundation

At the secondary level, CTE is delivered by comprehensive high schools. At the postsecondary level, CTE is delivered by its community colleges and technical colleges, as well as by Washburn University. The Kansas Board of Regents serves as the lead agency for the purposes of receiving and administering Carl D. Perkins funding.

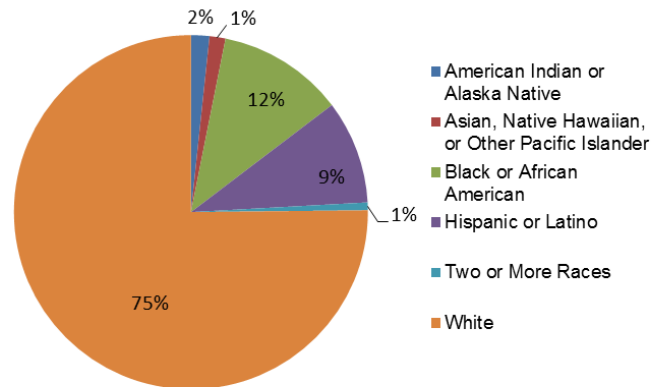
### Enrollment

In FY 2012, 45,994 secondary and 35,643 postsecondary students participated in CTE. At the secondary level, 46% were female and 54% were male. At the postsecondary level, 55% were female and 45% were male.

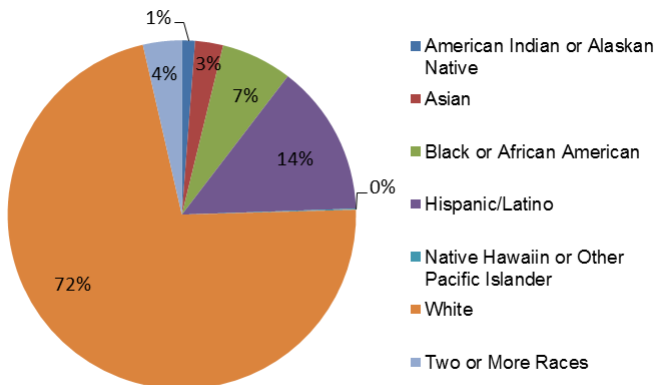
*All Secondary Enrollment by Race, FY 2011*



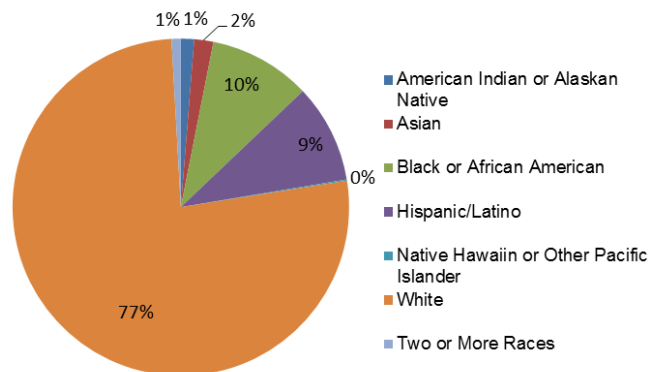
*2-Year Postsecondary Enrollment by Race, Fall 2009*



*CTE Secondary Enrollment by Race, FY 2012*



*CTE Postsecondary Enrollment by Race, FY 2012*



### Perkins Funding

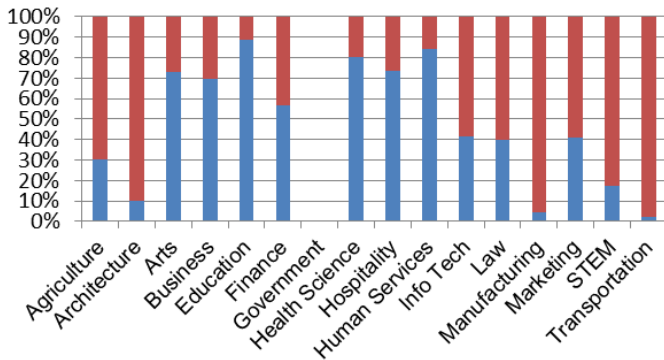
For FY 2014, Kansas's Perkins state grant allocation is estimated to be \$10,245,408, which is the same as FY 2013 and FY 2012. Based on past years, of funds distributed to local recipients, 50% and 50% are expected to be distributed to secondary and postsecondary programs, respectively.

## Performance Data for CTE Concentrators, FY 2012

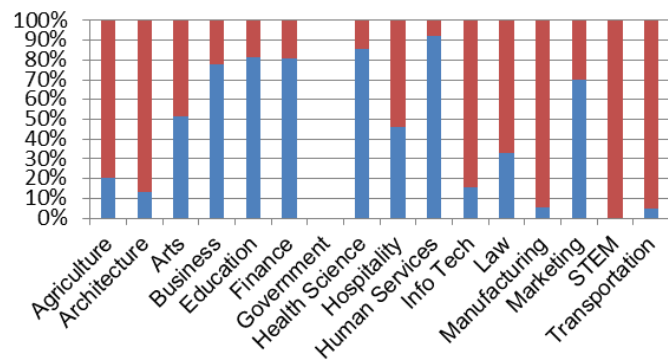
	Secondary		Postsecondary	
% passed the technical skill assessments aligned with industry standards	99%		92%	
% received an industry-recognized credential, certificate, or degree	99%		75%	
% placed or retained in postsecondary education, employment, military service, or advanced training	91%		80%	
	Male	Female	Male	Female
% of CTE students from underrepresented gender who participated in program nontraditional for that gender	51%	41%	40%	47%
% of CTE students from underrepresented gender who completed a program nontraditional for that gender	42%	38%	12%	11%

## Career Cluster Enrollment by Gender

Secondary (blue=female, red=male)



Postsecondary (blue=female, red=male)

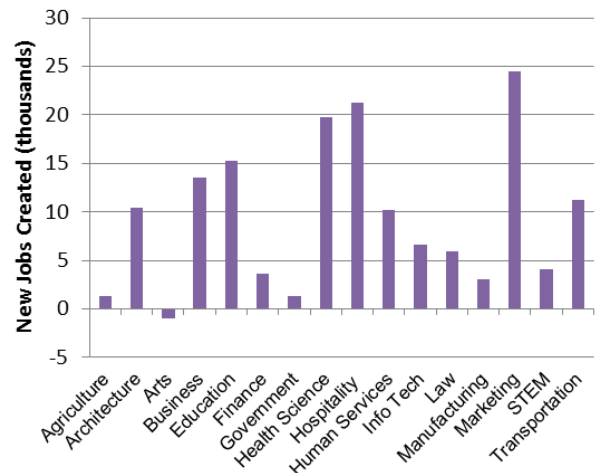


## Job Creation to 2018 by Career Cluster

The adjacent chart displays the expected number of jobs created (in thousands) in each of the 16 Career Clusters in Kansas between 2008 and 2018, according to a report by Georgetown University.

## Sources

ACTE, CTE State Profiles, <https://www.acteonline.org/stateprofiles/>  
 Georgetown University, Career Clusters Report, <http://cew.georgetown.edu/clusters>  
 NCES, Elementary/Secondary Education System, <http://nces.ed.gov/ccd/elsi/>, and College and Career Tables Library, Table 35d, <http://nces.ed.gov/datalab/tableslibrary/viewtable.aspx?tableid=8603>  
 Perkins Collaborative Resource Network, Consolidated Annual Reports, <http://cte.ed.gov/accountability/reports.cfm>, and Perkins Allocations, <http://cte.ed.gov/perkinsimplementation/nrg.cfm>



## State Contact

Kim A. Mitchell  
 Education Program Consultant for NonTraditional Careers  
 Kansas State Department of Education  
 120 SE 10th Avenue, Topeka, KS 66612  
 Phone: (785) 296-3907; Email: [kmitchell@ksde.org](mailto:kmitchell@ksde.org)