

IOWA

Career Technical Education (CTE) Profile

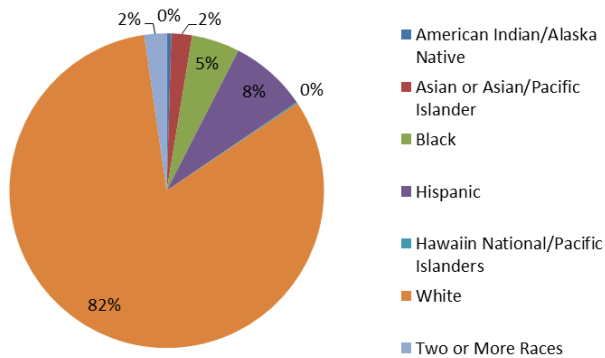


NAPE
National Alliance for
Partnerships in Equity
Education Foundation

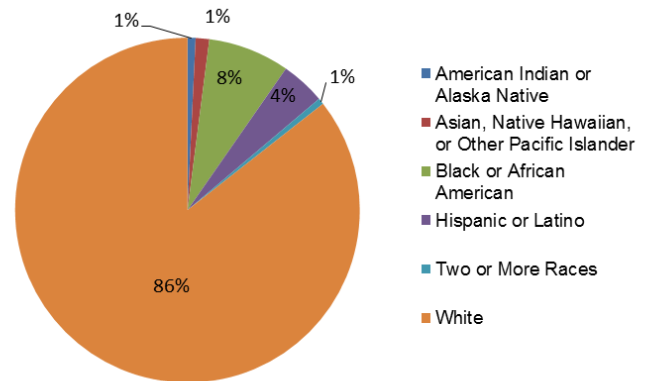
At the secondary level, CTE is delivered through comprehensive high schools, some of which partner with local community colleges. At the postsecondary level, CTE is delivered through area community colleges, with each school serving a multi-county area that may vary in size from 4 to 12 counties. The Iowa State Board of Education administers Perkins funds.

Enrollment (most recent data available by state is reported)

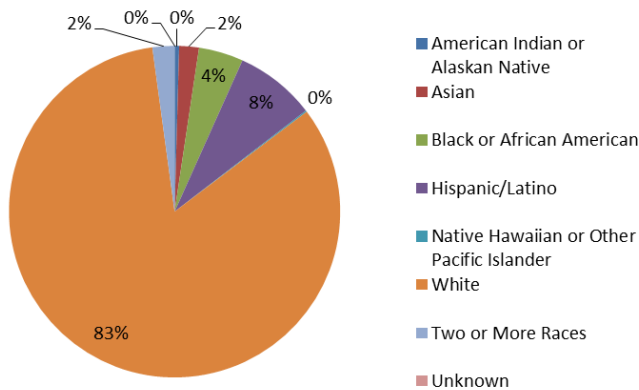
All Secondary Enrollment by Race, FY 2012



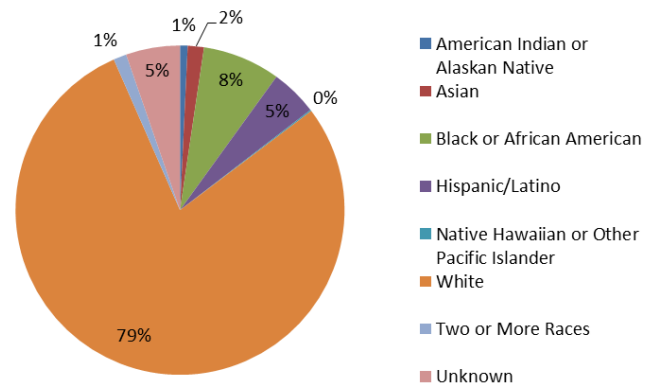
2-Year Postsecondary Enrollment by Race, Fall 2009



CTE Secondary Enrollment by Race, FY 2013



CTE Postsecondary Enrollment by Race, FY 2013



In FY 2013, 94,872 secondary and 45,141 postsecondary students participated in CTE. At the secondary level, 45% were female and 55% were male. At the postsecondary level, 59% were female and 41% were male.

Perkins Funding

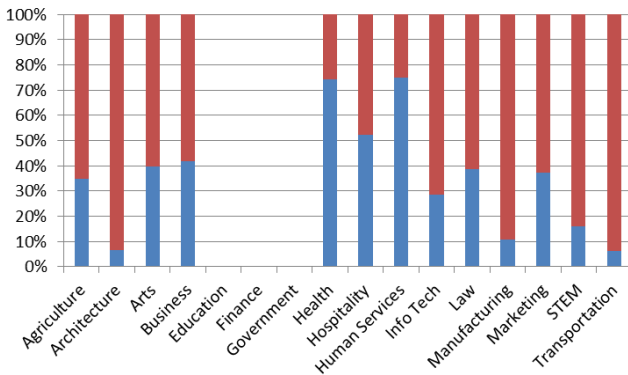
For FY 2014, Iowa's Perkins state grant allocation was \$11,963,946, which was the same as FY 2013 and FY 2012. Of funds distributed to local recipients, 51% and 49% have traditionally been distributed to secondary and postsecondary programs, respectively.

Performance Data for CTE Concentrators, FY 2013

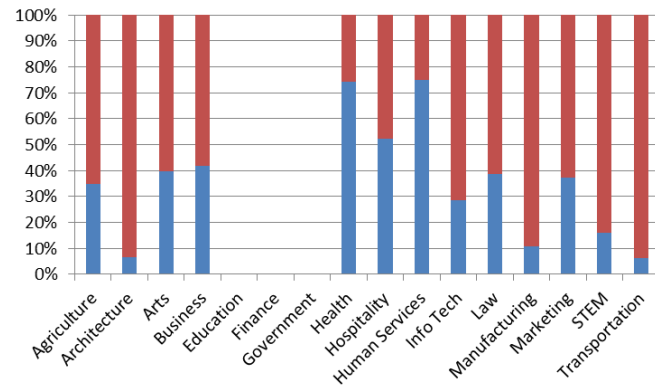
	Secondary		Postsecondary	
% passed the technical skill assessments aligned with industry standards	91%		91%	
% received an industry-recognized credential, certificate, or degree	92%		37%	
% placed or retained in postsecondary education, employment, military service, or advanced training	88%		65%	
	Male	Female	Male	Female
% of CTE students from underrepresented gender who participated in program nontraditional for that gender	59%	34%	11%	25%
% of CTE students from underrepresented gender who completed a program nontraditional for that gender	71%	27%	16%	48%

Career Cluster Enrollment by Gender, FY 2013

Secondary (blue=female, red=male)



Postsecondary (blue=female, red=male)



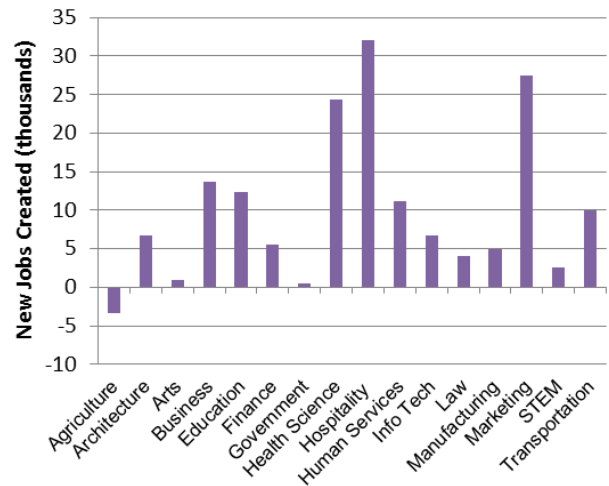
Job Creation to 2018 by Career Cluster

The adjacent chart displays the expected number of jobs created (in thousands) in each of the 16 Career Clusters in Iowa between 2008 and 2018, according to a report by Georgetown University.

Sources

ACTE, CTE State Profiles, <https://www.acteonline.org/stateprofiles/>
 Georgetown University, Career Clusters Report, <http://cew.georgetown.edu/clusters>
 NCES, Elementary/Secondary Education System, <http://nces.ed.gov/ccd/elsi/>, and College and Career Tables Library, Table 35d, <http://nces.ed.gov/datalab/tableslibrary/viewtable.aspx?tableid=8603>

Perkins Collaborative Resource Network, Consolidated Annual Reports, <http://cte.ed.gov/accountability/reports.cfm>, and Perkins Allocations, <http://cte.ed.gov/perkinsimplementation/nrg.cfm>



State Contact

Jeanette Thomas, Equity/Perkins Consultant
 Iowa Department of Education
 Grimes State Office Building
 400 East 14th Street, Des Moines, IA 50319-0146
 Phone: (515) 281-3636; Email: jeanette.thomas@iowa.gov