

# HAWAII

## Career Technical Education (CTE) Profile



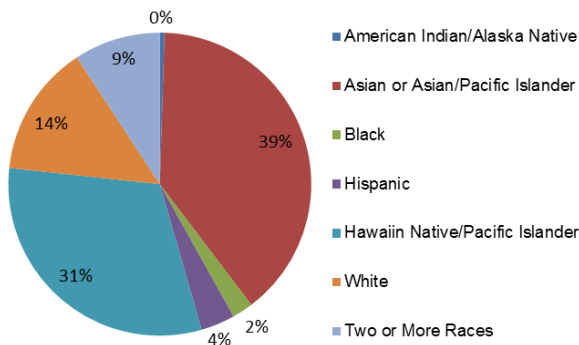
**NAPE**  
National Alliance for  
Partnerships in Equity  
Education Foundation

In Hawaii, one school district covers all K-12 public schools, and one postsecondary system covers both community colleges and 4-year colleges. CTE is delivered through comprehensive high schools and seven community colleges. Four state correctional institutions provide career and technical training and transition services to individuals preparing for release. The Office of the State Director for CTE, on behalf of the State Board, administers all Perkins-related matters.

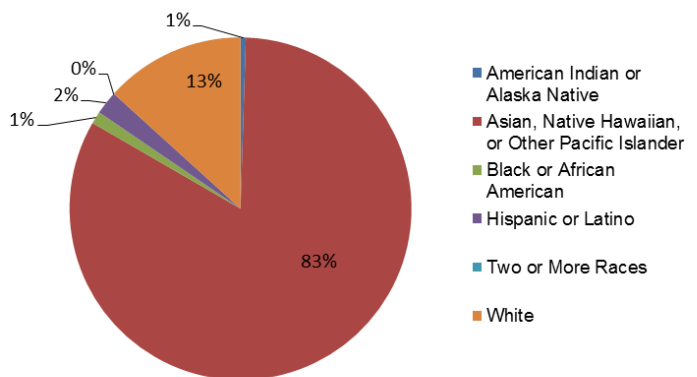
### Enrollment

In FY 2012, 27,852 secondary and 10,072 postsecondary students participated in CTE. At the secondary level, 45% were female and 55% were male. At the postsecondary level, 50% were female and 50% were male.

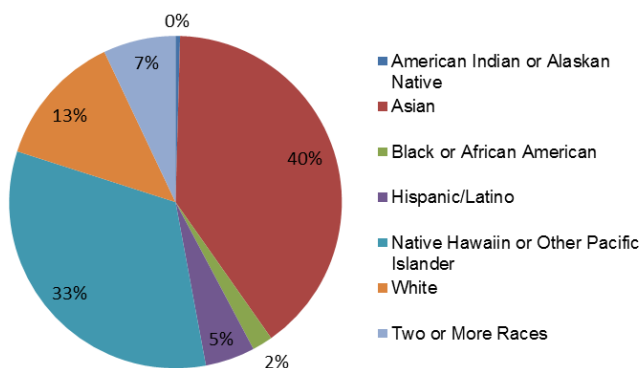
*All Secondary Enrollment by Race, FY 2011*



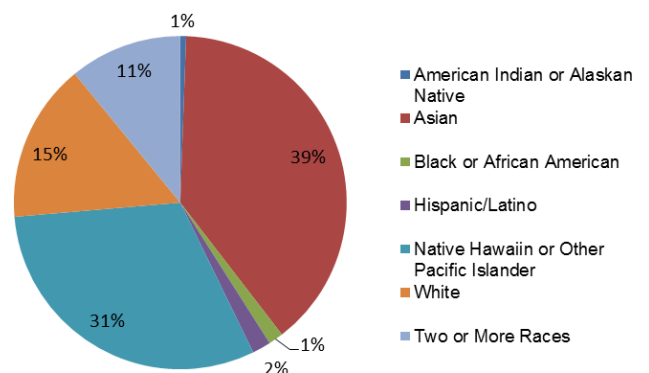
*2-Year Postsecondary Enrollment by Race, Fall 2009*



*CTE Secondary Enrollment by Race, FY 2012*



*CTE Postsecondary Enrollment by Race, FY 2012*



### Perkins Funding

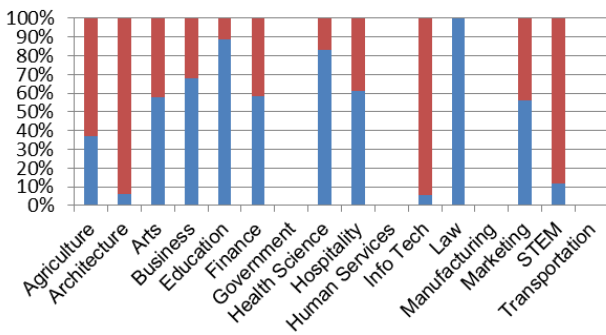
For FY 2014, Hawaii's Perkins state grant allocation is estimated to be \$5,496,906, which is \$261,431 more than FY 2013 and \$26,718 less than FY 2012. Based on past years, of funds distributed to local recipients, 50% and 50% are expected to be distributed to secondary and postsecondary programs, respectively.

## Performance Data for CTE Concentrators, FY 2012

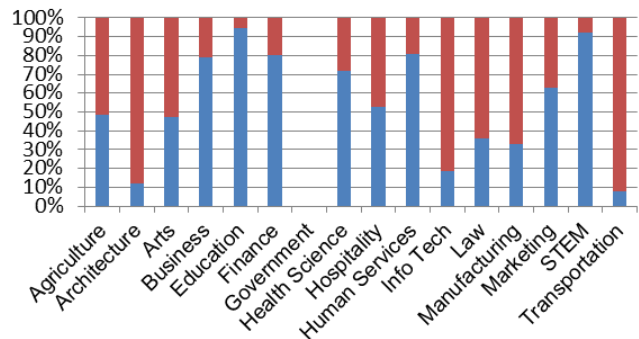
	Secondary		Postsecondary	
% passed the technical skill assessments aligned with industry standards	37%		93%	
% received an industry-recognized credential, certificate, or degree	99%		46%	
% placed or retained in postsecondary education, employment, military service, or advanced training	100%		66%	
	Male	Female	Male	Female
% of CTE students from underrepresented gender who participated in program nontraditional for that gender	44%	32%	19%	25%
% of CTE students from underrepresented gender who completed a program nontraditional for that gender	39%	35%	15%	31%

## Career Cluster Enrollment by Gender

Secondary (blue=female, red=male)

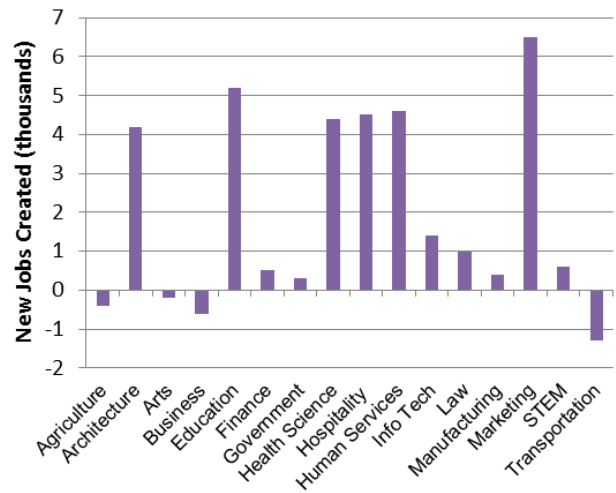


Postsecondary (blue=female, red=male)



## Job Creation to 2018 by Career Cluster

The adjacent chart displays the expected number of jobs created (in thousands) in each of the 16 Career Clusters in Hawaii between 2008 and 2018, according to a report by Georgetown University.



## Sources

ACTE, CTE State Profiles,

<https://www.acteonline.org/stateprofiles/>

Georgetown University, Career Clusters Report,

<http://cew.georgetown.edu/clusters>

NCES, Elementary/Secondary Education System,

<http://nces.ed.gov/ccd/elsi/>, and College and Career Tables Library, Table 35d,

<http://nces.ed.gov/datalab/tableslibrary/viewtable.aspx?tableid=8603>

Perkins Collaborative Resource Network, Consolidated Annual Reports, <http://cte.ed.gov/accountability/reports.cfm>, and

Perkins Allocations, <http://cte.ed.gov/perkinsimplementation/nrg.cfm>

## State Contact

Tasha Kawamata Ryan

Marketing Specialist, Hawaii State CTE Office

Lower Campus Road, Lunalilo Freeway, Portable 1

Honolulu, HI 96822-2489

Phone: (808) 956-7461; Email: [tkawamat@hawaii.edu](mailto:tkawamat@hawaii.edu)