

# GEORGIA

## Career Technical Education (CTE) Profile

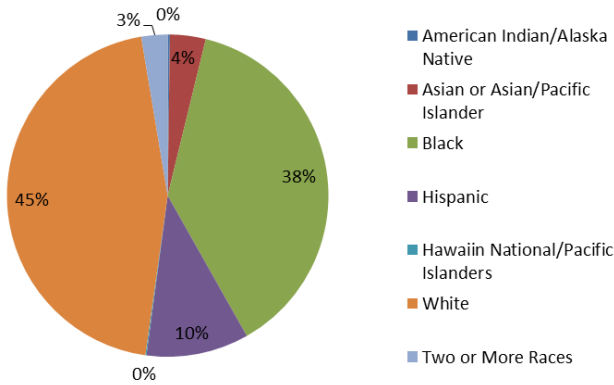


**NAPE**  
National Alliance for  
Partnerships in Equity  
Education Foundation

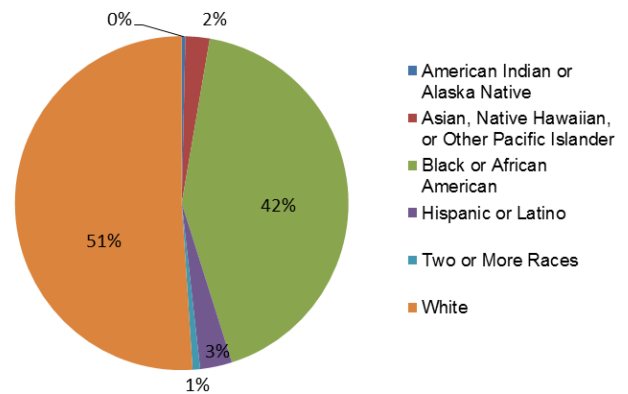
Secondary CTE programs are offered through comprehensive high schools and career academies, which are typically schools-within-a-school. Postsecondary CTE programs are offered through the Technical College System of Georgia, which consists of 25 technical colleges with 2 university system technical divisions and 31 satellite campuses. The State Board of Education delegates responsibility for postsecondary education to the State Board of the Technical College System of Georgia. The two Boards have entered into an agreement that provides for the distribution of funds between secondary and postsecondary entities, according to the state plan.

### Enrollment (most recent data available by state is reported)

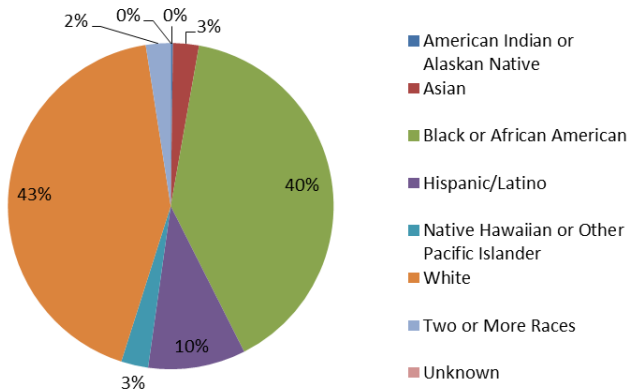
*All Secondary Enrollment by Race, FY 2012*



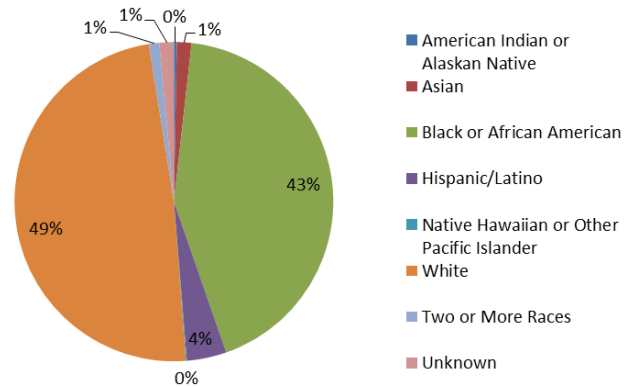
*2-Year Postsecondary Enrollment by Race, Fall 2009*



*CTE Secondary Enrollment by Race, FY 2013*



*CTE Postsecondary Enrollment by Race, FY 2013*



In FY 2013, 319,133 secondary and 134,174 postsecondary students participated in CTE. At the secondary level, 48% were female and 52% were male. At the postsecondary level, 62% were female and 38% were male.

### Perkins Funding

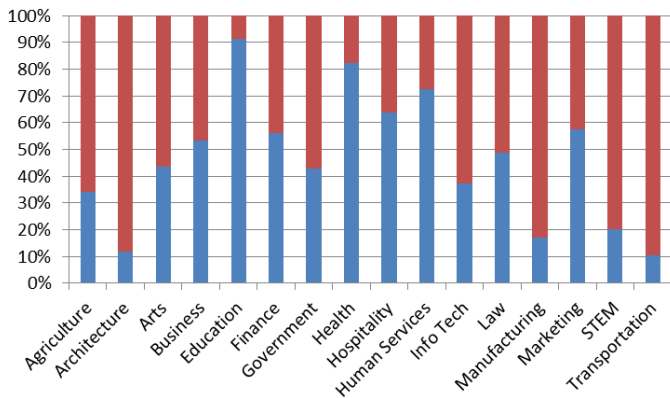
For FY 2014, Georgia's Perkins state grant allocation was \$38,218,462, which was \$3,991,133 more than FY 2013 and \$638,220 more than FY 2012. Of funds distributed to local recipients, 50% and 50% have traditionally been distributed to secondary and postsecondary programs, respectively.

## Performance Data for CTE Concentrators, FY 2013

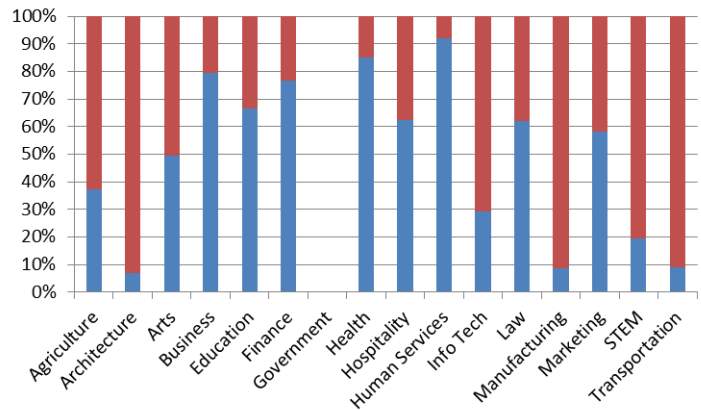
	Secondary		Postsecondary	
% passed the technical skill assessments aligned with industry standards	51%		79%	
% received an industry-recognized credential, certificate, or degree	89%		47%	
% placed or retained in postsecondary education, employment, military service, or advanced training	79%		97%	
	Male	Female	Male	Female
% of CTE students from underrepresented gender who participated in program nontraditional for that gender	18%	17%	11%	29%
% of CTE students from underrepresented gender who completed a program nontraditional for that gender	16%	18%	12%	24%

## Career Cluster Enrollment by Gender, FY 2013

Secondary (blue=female, red=male)



Postsecondary (blue=female, red=male)



## Job Creation to 2018 by Career Cluster

The adjacent chart displays the expected number of jobs created (in thousands) in each of the 16 Career Clusters in Georgia between 2008 and 2018, according to a report by Georgetown University.

### Sources

ACTE, CTE State Profiles, <https://www.acteonline.org/stateprofiles>

Georgetown University, Career Clusters Report,

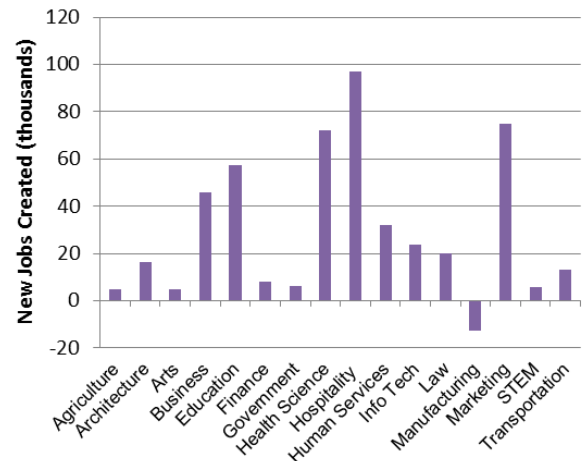
<http://cew.georgetown.edu/clusters>

NCES, Elementary/Secondary Education System,

<http://nces.ed.gov/ccd/elsi/>, and College and Career Tables Library, Table 35d,

<http://nces.ed.gov/datalab/tableslibrary/viewtable.aspx?tableid=8603>

Perkins Collaborative Resource Network, Consolidated Annual Reports, <http://cte.ed.gov/accountability/reports.cfm>, and Perkins Allocations, <http://cte.ed.gov/perkinsimplementation/nrg.cfm>



## State Contacts

### NAPE Contact

Francine Shuman, Director of Special Populations & Programs

Technical College System of Georgia

402 North Midway Road, Cordele, GA 31015

Phone: (229) 271-4066; Email: [fshuman@tcsg.edu](mailto:fshuman@tcsg.edu)