

DELAWARE

Career Technical Education (CTE) Profile



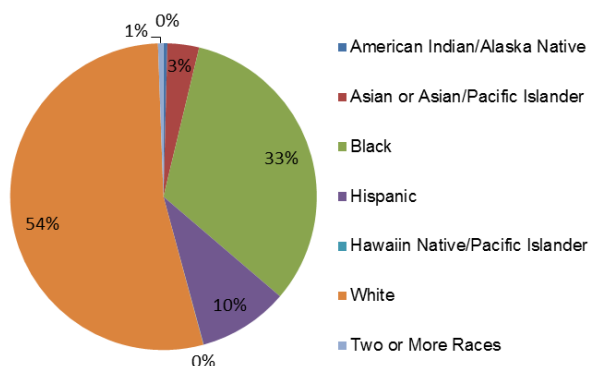
NAPE
National Alliance for
Partnerships in Equity
Education Foundation

At the secondary level, CTE is delivered through comprehensive high schools, comprehensive charter high schools, and technical high schools. At the postsecondary level, CTE is delivered through the community college system, Delaware Tech, and public universities. Funds are also provided for CTE programs for the incarcerated.

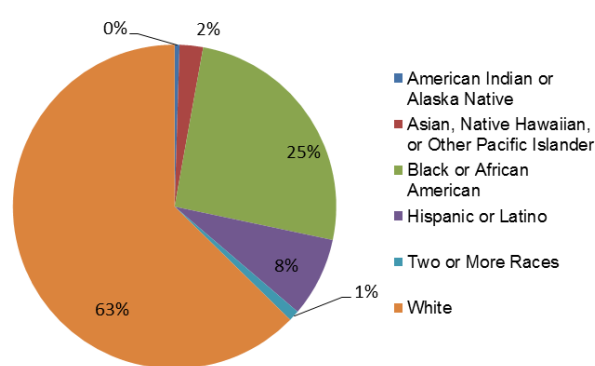
Enrollment

In FY 2012, 26,052 secondary and 11,269 postsecondary students participated in CTE. At the secondary level, 47% were female and 53% were male. At the postsecondary level, 47% were female and 53% were male.

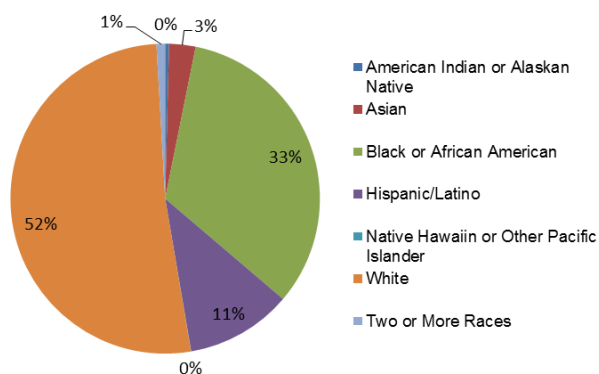
All Secondary Enrollment by Race, FY 2011



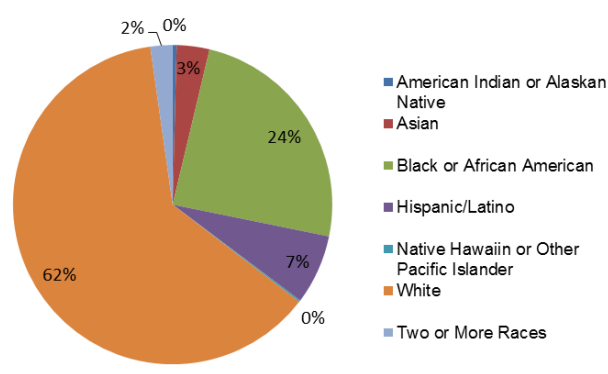
2-Year Postsecondary Enrollment by Race, Fall 2009



CTE Secondary Enrollment by Race, FY 2012



CTE Postsecondary Enrollment by Race, FY 2012



Perkins Funding

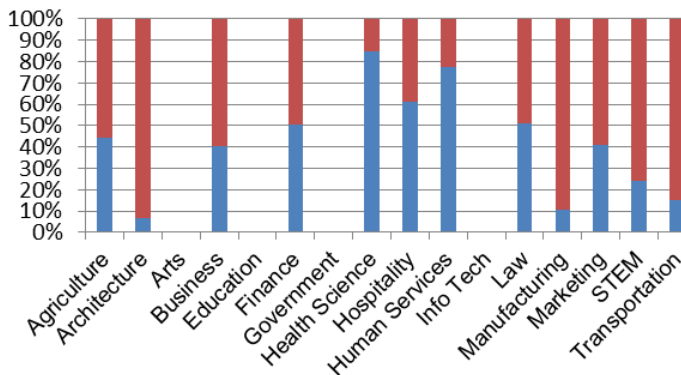
For FY 2014, Delaware's Perkins state grant allocation is estimated to be \$4,720,975, which is \$226,030 more than FY 2013 and \$39,914 more than FY 2012. Based on past years, of funds distributed to local recipients, 87% and 13% are expected to be distributed to secondary and postsecondary programs, respectively.

Performance Data for CTE Concentrators, FY 2012

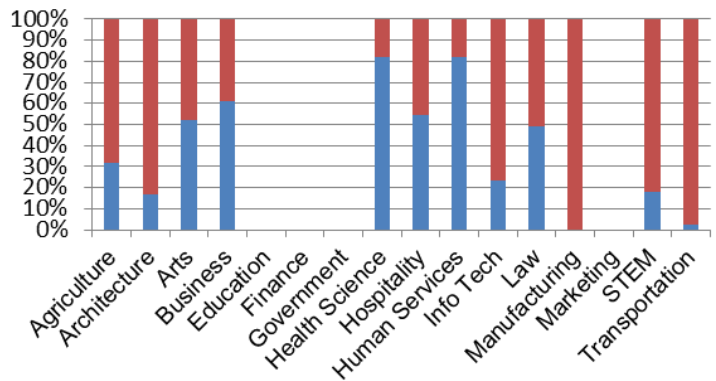
	Secondary		Postsecondary	
% passed the technical skill assessments aligned with industry standards	97%		92%	
% received an industry-recognized credential, certificate, or degree	97%		79%	
% placed or retained in postsecondary education, employment, military service, or advanced training	58%		87%	
	Male	Female	Male	Female
% of CTE students from underrepresented gender who participated in program nontraditional for that gender	41%	32%	22%	20%
% of CTE students from underrepresented gender who completed a program nontraditional for that gender	26%	28%	18%	17%

Career Cluster Enrollment by Gender

Secondary (blue=female, red=male)

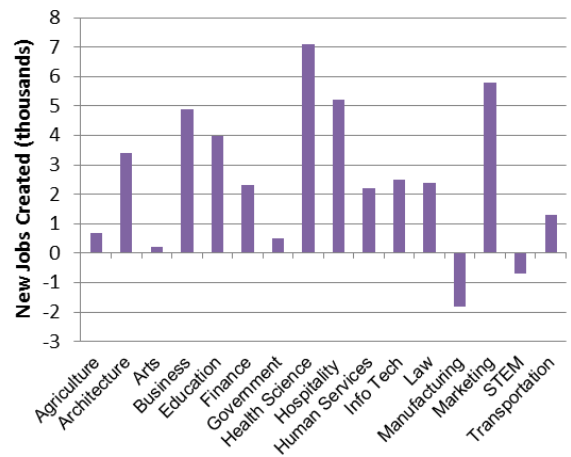


Postsecondary (blue=female, red=male)



Job Creation to 2018 by Career Cluster

The adjacent chart displays the expected number of jobs created (in thousands) in each of the 16 Career Clusters in Delaware between 2008 and 2018, according to a report by Georgetown University.



Sources

ACTE, CTE State Profiles, <https://www.acteonline.org/stateprofiles>

Georgetown University, Career Clusters Report,

<http://cew.georgetown.edu/clusters>

NCES, Elementary/Secondary Education System,

<http://nces.ed.gov/ccd/elsi/>, and College and Career Tables Library, Table 35d,

<http://nces.ed.gov/datalab/tableslibrary/viewtable.aspx?tableid=8603>

Perkins Collaborative Resource Network, Consolidated Annual Reports, <http://cte.ed.gov/accountability/reports.cfm>, and

Perkins Allocations, <http://cte.ed.gov/perkinsimplementation/nrg.cfm>

State Contact

Melvin D'Souza, Education Associate, Data Analysis

Career Technical Education Workgroup

Delaware Department of Education

35 Commerce Way, Suite 1, Dover, DE 19904

Phone: 302-857-3320; Email: melvin.dsouza@doe.k12.de.us