

COLORADO

Career Technical Education (CTE) Profile



NAPE
National Alliance for
Partnerships in Equity
Education Foundation

Career and Technical Education in Colorado

At the secondary level, CTE is delivered through comprehensive high schools, charter schools, and technical centers. At the postsecondary level, CTE programs are offered through the Colorado Community College System, local district colleges, and area technical colleges.¹

Perkins Performance Indicators (FY 2016)

Congress made accountability for results a central focus of Perkins IV. States are required to report annually on the following core performance indicators, which assess their effectiveness in achieving statewide progress in CTE and optimizing the return on investment of federal funds in CTE.²

<i>Secondary (%)</i>	<i>Target</i>	<i>Male</i>	<i>Female</i>	<i>AI/AN</i>	<i>Asian</i>	<i>Black</i>	<i>Hispanic</i>	<i>NHOPI</i>	<i>White</i>	<i>Two+</i>
Academic Attainment in Reading/Language Arts	75	71	78	63	81	59	59	76	82	77
Academic Attainment in Mathematics	36	37	32	23	55	17	17	28	43	38
Technical Skills Attainment	61	62	60	65	62	58	62	62	61	57
School Completion	89	88	92	82	90	85	86	92	92	90
Student Graduation Rates	80	81	87	74	90	80	77	80	88	83
Placement	95	98	98	97	100	96	97	100	98	97
Nontraditional Participation	44	60	19	40	49	48	42	42	43	43
Nontraditional Completion	39	51	22	37	48	47	38	38	40	42

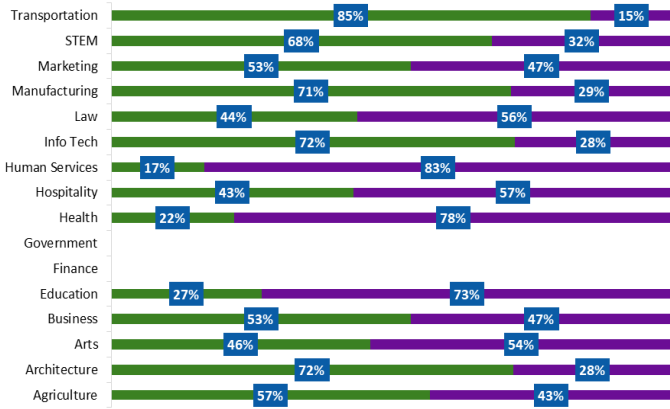
<i>Postsecondary (%)</i>	<i>Target</i>	<i>Male</i>	<i>Female</i>	<i>AI/AN</i>	<i>Asian</i>	<i>Black</i>	<i>Hispanic</i>	<i>NHOPI</i>	<i>White</i>	<i>Two+</i>
Technical Skill Attainment	58	49	67	54	62	55	58	46	56	57
Credential, Certificate, or Degree	58	49	67	54	62	55	58	46	56	57
Student Retention or Transfer	44	39	41	39	39	33	37	31	40	35
Student Placement	95	97	97	100	97	96	98	91	98	94
Nontraditional Participation	16	13	17	19	17	19	15	18	14	20
Nontraditional Completion	14	21	14	29	18	22	17	24	17	20

Career Cluster Enrollment (FY 2016)

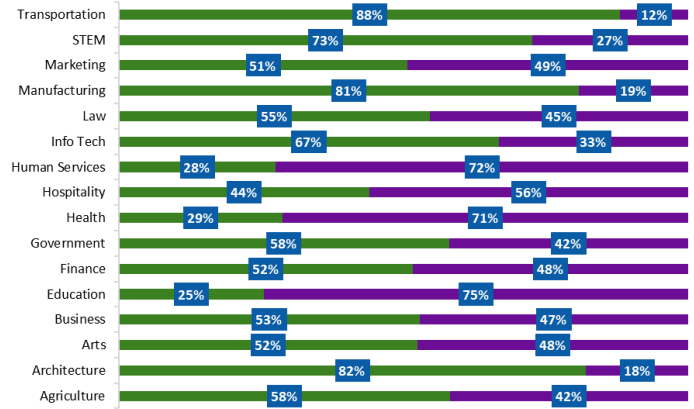
Seven of the 16 career clusters in CTE lead to high-skill, high-wage, and high-demand STEM-related careers (Agriculture, Architecture, Health, Information Technology, Manufacturing, STEM, and Transportation) and contain programs that prepare students for nontraditional careers.²

= male = female

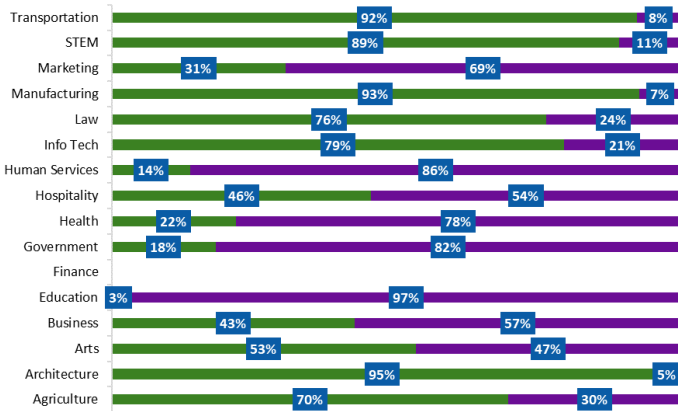
CO Secondary Enrollment



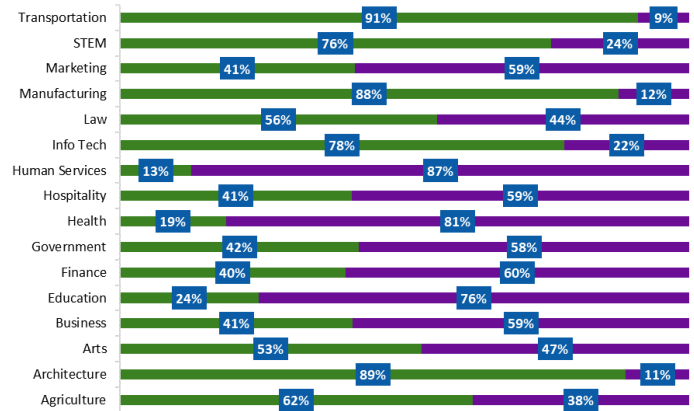
U.S. Secondary Enrollment



CO Postsecondary Enrollment



U.S. Postsecondary Enrollment



State CTE Contact

Victoria Crossover, Perkins Coordinator, Colorado Community College System, 9101 E. Lowry Blvd., Denver, CO 80230, (303) 595-1565, Victoria.crossover@cccs.edu

Notes

1. ACTE State Profiles at <https://www.acteonline.org/stateprofiles/>
2. AI/AN = American Indian or Alaskan Native, NHOPHI = Native Hawaiian/Other Pacific Islander. All data from Perkins Data Explorer at <https://perkins.ed.gov/pims/DataExplorer/>