

# COLORADO

## Career Technical Education (CTE) Profile



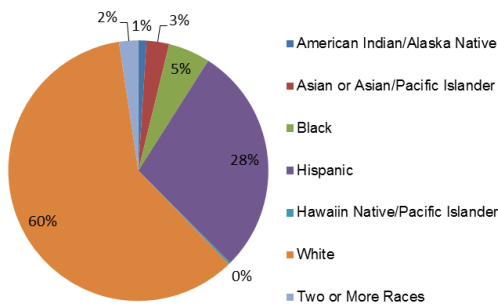
**NAPE**  
National Alliance for  
Partnerships in Equity  
Education Foundation

At the secondary level, CTE is delivered through comprehensive high schools and technical centers. At the postsecondary level, CTE programs are offered through the Colorado Community College System, local district colleges and area technical colleges. Funds are issued to the Colorado Department of Corrections and the Colorado Division of Youth Corrections to improve the skills of offenders through CTE. The State Board for Community Colleges and Occupational Education disburses funding to programs at the secondary and postsecondary levels.

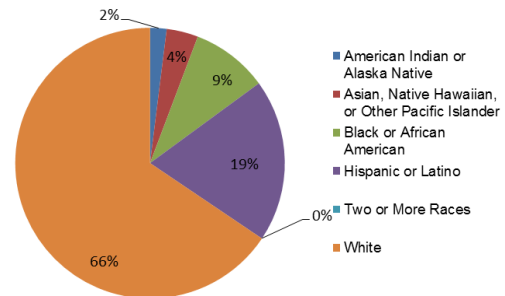
### Enrollment

In FY 2012, 91,007 secondary and 51,964 postsecondary students participated in CTE. At the secondary level, 46% were female and 54% were male. At the postsecondary level, 52% were female and 48% were male.

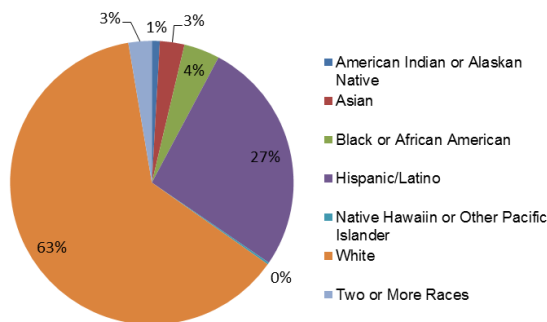
*All Secondary Enrollment by Race, FY 2011*



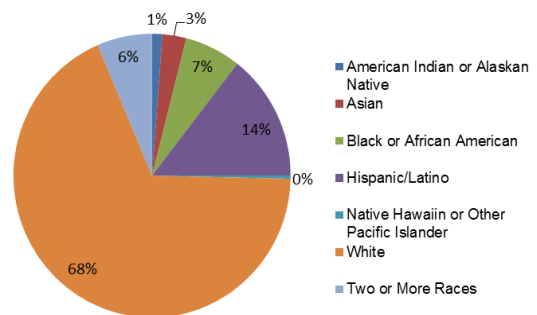
*2-Year Postsecondary Enrollment by Race, Fall 2009*



*CTE Secondary Enrollment by Race, FY 2012*



*CTE Postsecondary Enrollment by Race, FY 2012*



### Perkins Funding

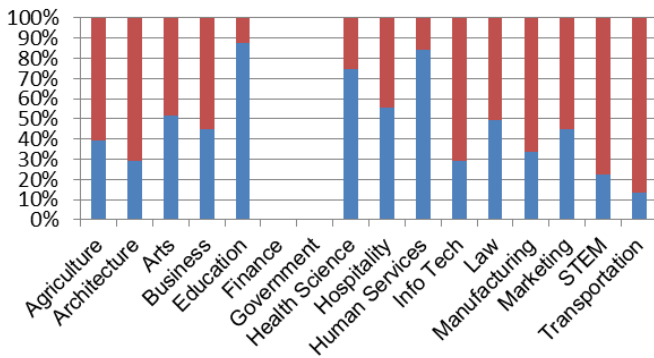
For FY 2014, Colorado's Perkins state grant allocation is estimated to be \$15,944,320, which is \$1,671,152 more than FY 2013 and \$524,463 more than FY 2012. Based on past years, of funds distributed to local recipients, 40% and 60% are expected to be distributed to secondary and postsecondary programs, respectively.

## Performance Data for CTE Concentrators, FY 2012

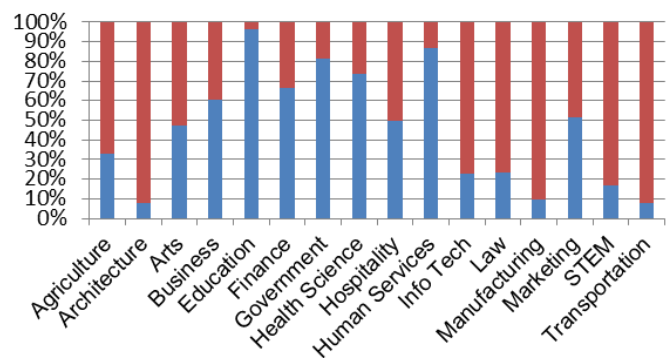
	Secondary		Postsecondary	
% passed the technical skill assessments aligned with industry standards	55%		59%	
% received an industry-recognized credential, certificate, or degree	84%		59%	
% placed or retained in postsecondary education, employment, military service, or advanced training	97%		96%	
	Male	Female	Male	Female
% of CTE students from underrepresented gender who participated in program nontraditional for that gender	55%	31%	12%	23%
% of CTE students from underrepresented gender who completed a program nontraditional for that gender	54%	27%	13%	16%

## Career Cluster Enrollment by Gender

Secondary (blue=female, red=male)



Postsecondary (blue=female, red=male)



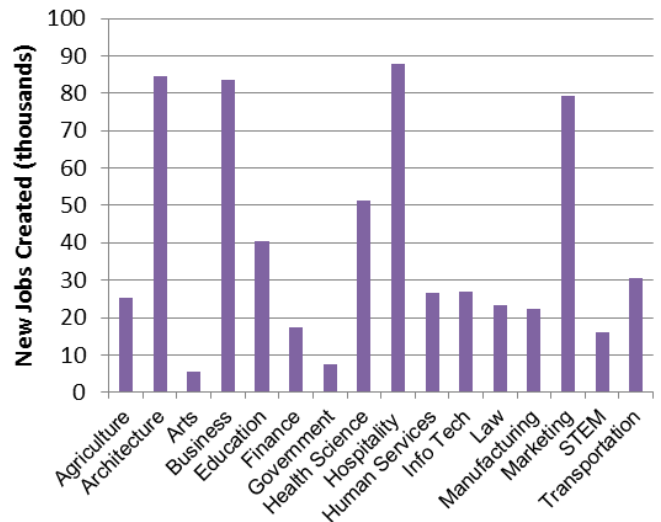
## Job Creation to 2018 by Career Cluster

The adjacent chart displays the expected number of jobs created (in thousands) in each of the 16 Career Clusters in Colorado between 2008 and 2018, according to a report by Georgetown University.

### Sources

ACTE, CTE State Profiles, <https://www.acteonline.org/stateprofiles/>  
 Georgetown University, Career Clusters Report, <http://cew.georgetown.edu/clusters>  
 NCES, Elementary/Secondary Education System, <http://nces.ed.gov/ccd/elsi/>, and College and Career Tables Library, Table 35d, <http://nces.ed.gov/datalab/tableslibrary/viewtable.aspx?tableid=8603>

Perkins Collaborative Resource Network, Consolidated Annual Reports, <http://cte.ed.gov/accountability/reports.cfm>, and Perkins Allocations, <http://cte.ed.gov/perkinsimplementation/nrg.cfm>



## State Contact

Lorrie Toni, Perkins Director  
 Colorado Community College System  
 9101 East Lowry Blvd., Denver, CO 80230-6011  
 Phone: (303) 595-1565, Email: [lorrie.toni@cccs.edu](mailto:lorrie.toni@cccs.edu)