

ALASKA

Career Technical Education (CTE) Profile

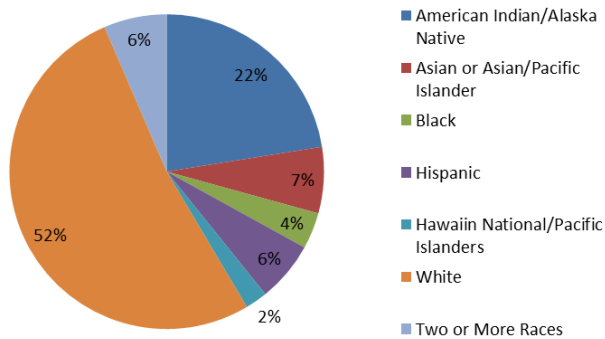


NAPE
National Alliance for
Partnerships in Equity
Education Foundation

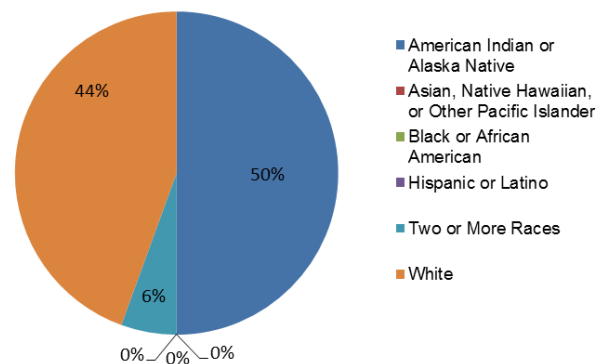
At the secondary level, CTE programs are delivered in comprehensive high schools along with CTE-specific schools. At the postsecondary and adult levels, CTE is delivered through Alaska's 4-year universities and related community campuses, rural training centers, and one 2-year tribal college.

Enrollment (most recent data available by state is reported)

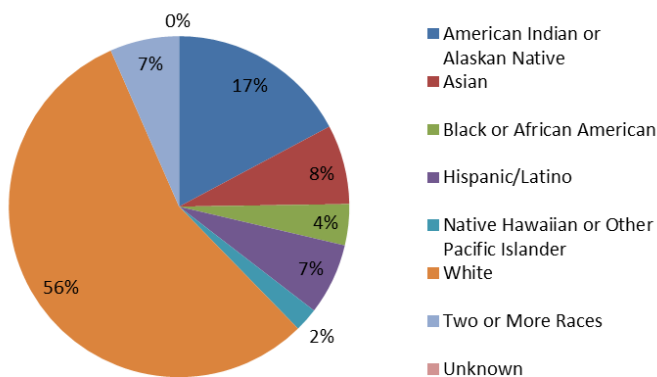
All Secondary Enrollment by Race, FY 2012



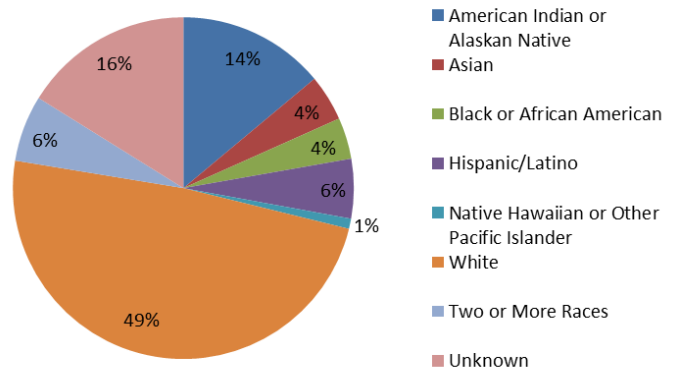
2-Year Postsecondary Enrollment by Race, Fall 2009



CTE Secondary Enrollment by Race, FY 2013



CTE Postsecondary Enrollment by Race, FY 2013



In FY 2013, 15,253 secondary and 7,062 postsecondary students participated in CTE. At the secondary level, 45% were female and 55% were male. At the postsecondary level, 60% were female and 40% were male.

Perkins Funding

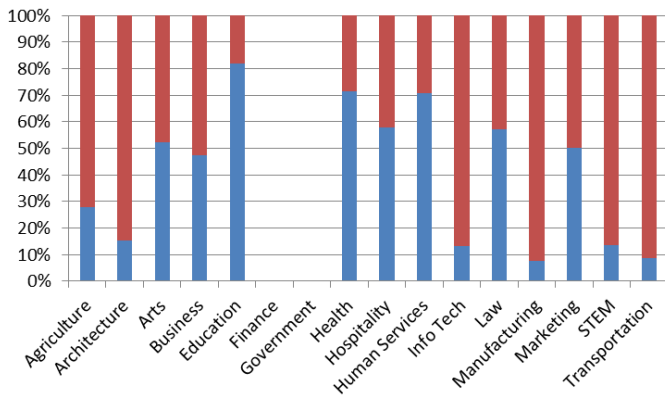
For FY 2014, Alaska's Perkins state grant allocation was \$4,214,921, which was the same as FY 2013 and FY 2012. Of funds distributed to local recipients, 85% and 15% have been traditionally distributed to secondary and postsecondary programs, respectively.

Performance Data for CTE Concentrators, FY 2013

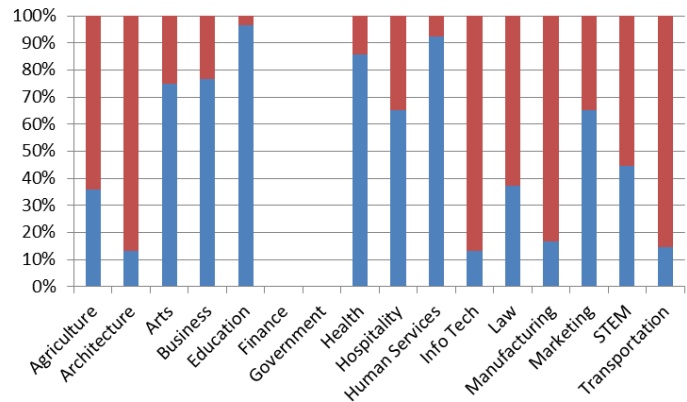
	Secondary		Postsecondary	
% passed the technical skill assessments aligned with industry standards	89%		83%	
% received an industry-recognized credential, certificate, or degree	90%		4%	
% placed or retained in postsecondary education, employment, military service, or advanced training	77%		94%	
	Male	Female	Male	Female
% of CTE students from underrepresented gender who participated in program nontraditional for that gender	47%	27%	13%	16%
% of CTE students from underrepresented gender who completed a program nontraditional for that gender	44%	19%	12%	16%

Career Cluster Enrollment by Gender, FY 2013

Secondary (blue=female, red=male)

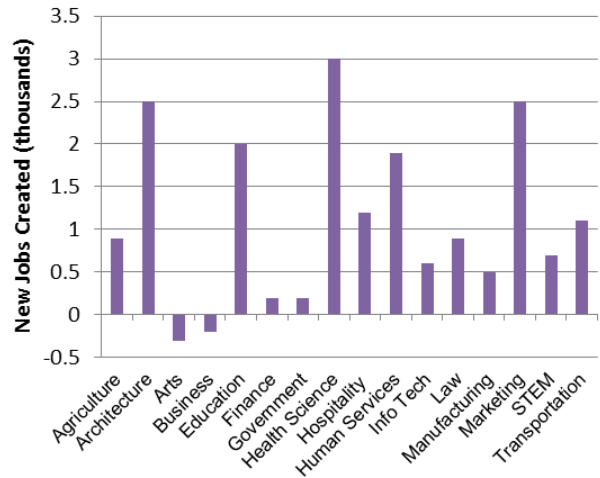


Postsecondary (blue=female, red=male)



Job Creation to 2018 by Career Cluster

The adjacent chart displays the expected number of jobs created (in thousands) in each of the 16 Career Clusters in Alaska between 2008 and 2018, according to a report by Georgetown University.



Sources

ACTE, CTE State Profiles, <https://www.acteonline.org/stateprofiles/>
 Georgetown University, Career Clusters Report, <http://cew.georgetown.edu/clusters>
 NCES, Elementary/Secondary Education System, <http://nces.ed.gov/ccd/elsi/>, and College and Career Tables Library, Table 35d, <http://nces.ed.gov/datalab/tableslibrary/viewtable.aspx?tableid=8603>
 Perkins Collaborative Resource Network, Consolidated Annual Reports, <http://cte.ed.gov/accountability/reports.cfm>, and Perkins Allocations, <http://cte.ed.gov/perkinsimplementation/nrg.cfm>

State Contact

Todd Brocious, State CTE Program Director
 Alaska Department of Education & Early Development
 P. O. Box 100500, Juneau, AK 99811-0500
 Phone: (907) 465-8730; Email: todd.brocious@alaska.gov