

ALASKA

Career Technical Education (CTE) Profile



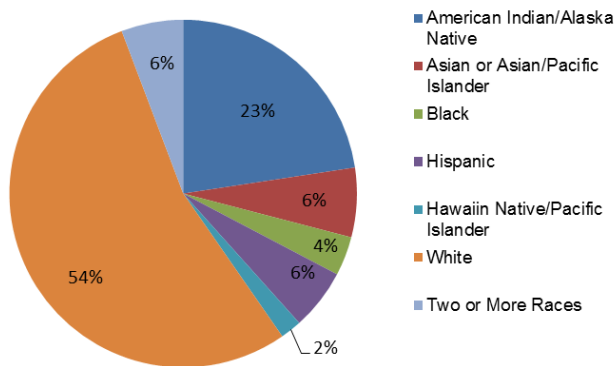
NAPE
National Alliance for
Partnerships in Equity
Education Foundation

At the secondary level, CTE programs are delivered in comprehensive high schools along with CTE-specific schools. At the postsecondary and adult levels, CTE is delivered through Alaska's 4-year universities and related community campuses, rural training centers, and one 2-year tribal college.

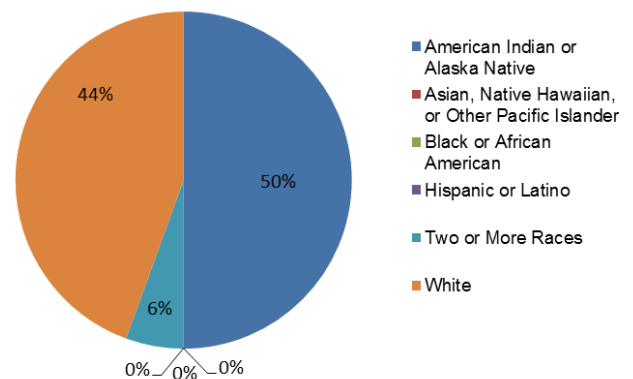
Enrollment

In FY 2012, 16,003 secondary and 17,295 postsecondary students participated in CTE. At the secondary level, 57% were female and 43% were male. At the postsecondary level, 60% were female and 40% were male.

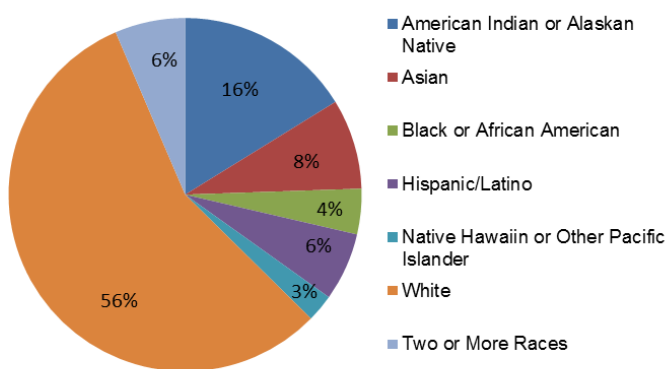
All Secondary Enrollment by Race, FY 2011



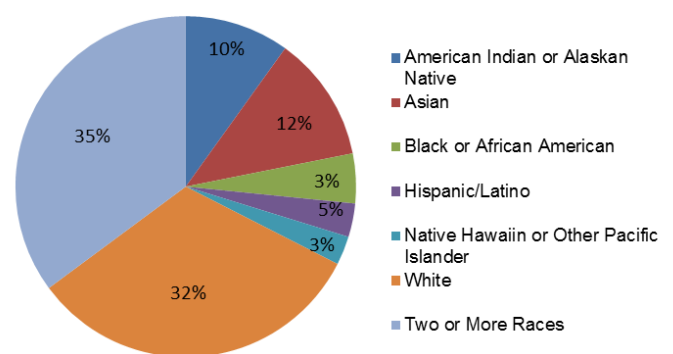
2-Year Postsecondary Enrollment by Race, Fall 2009



CTE Secondary Enrollment by Race, FY 2012



CTE Postsecondary Enrollment by Race, FY 2012



Perkins Funding

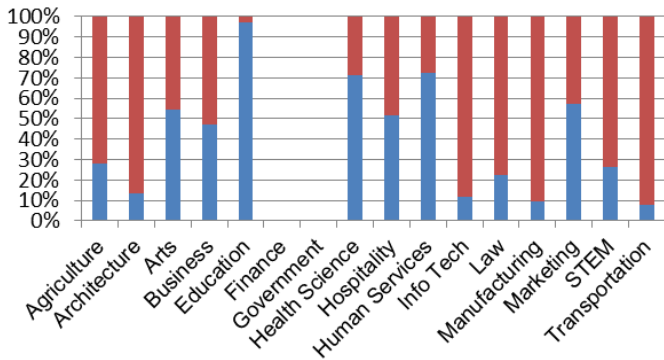
For FY 2014, Alaska's Perkins state grant allocation is estimated to be \$4,214,921, which is the same as FY 2013 and FY 2012. Based on past years, of funds distributed to local recipients, 85% and 15% are expected to be distributed to secondary and postsecondary programs, respectively.

Performance Data for CTE Concentrators, FY 2012

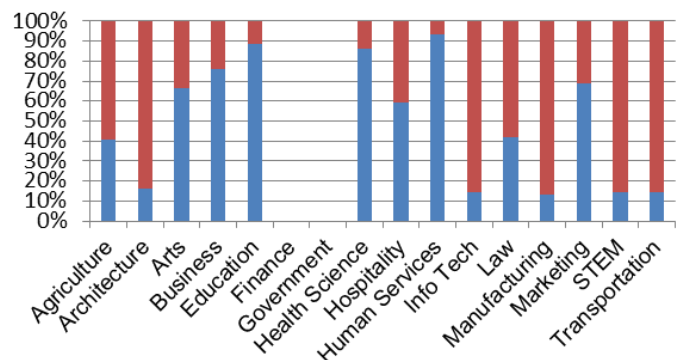
	Secondary		Postsecondary	
% passed the technical skill assessments aligned with industry standards	93%		80%	
% received an industry-recognized credential, certificate, or degree	89%		3%	
% placed or retained in postsecondary education, employment, military service, or advanced training	73%		76%	
	Male	Female	Male	Female
% of CTE students from underrepresented gender who participated in program nontraditional for that gender	48%	27%	12%	15%
% of CTE students from underrepresented gender who completed a program nontraditional for that gender	65%	30%	3%	4%

Career Cluster Enrollment by Gender

Secondary (blue=female, red=male)



Postsecondary (blue=female, red=male)

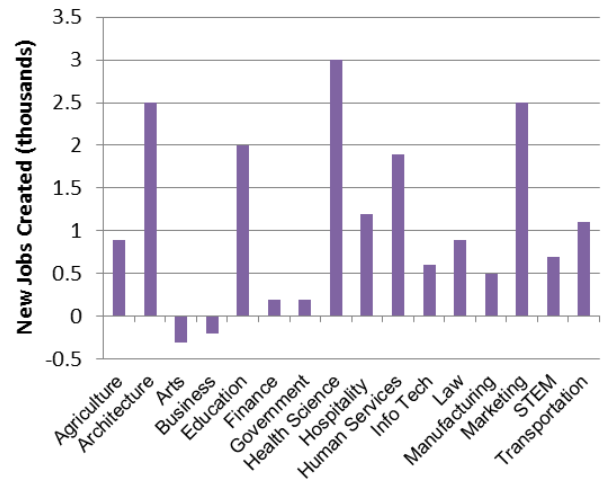


Job Creation to 2018 by Career Cluster

The adjacent chart displays the expected number of jobs created (in thousands) in each of the 16 Career Clusters in Alaska between 2008 and 2018, according to a report by Georgetown University.

Sources

ACTE, CTE State Profiles, <https://www.acteonline.org/stateprofiles/>
 Georgetown University, Career Clusters Report, <http://cew.georgetown.edu/clusters>
 NCES, Elementary/Secondary Education System, <http://nces.ed.gov/ccd/elsi/>, and College and Career Tables Library, Table 35d, <http://nces.ed.gov/datalab/tableslibrary/viewtable.aspx?tableid=8603>
 Perkins Collaborative Resource Network, Consolidated Annual Reports, <http://cte.ed.gov/accountability/reports.cfm>, and Perkins Allocations, <http://cte.ed.gov/perkinsimplementation/nrg.cfm>



State Contact

Helen Mehrkens, State CTE Program Director
 Alaska Department of Education & Early Development
 P. O. Box 100500, Juneau, AK 99811-0500
 Phone: (907) 465-8730; Email: helen.mehrkens@alaska.gov