

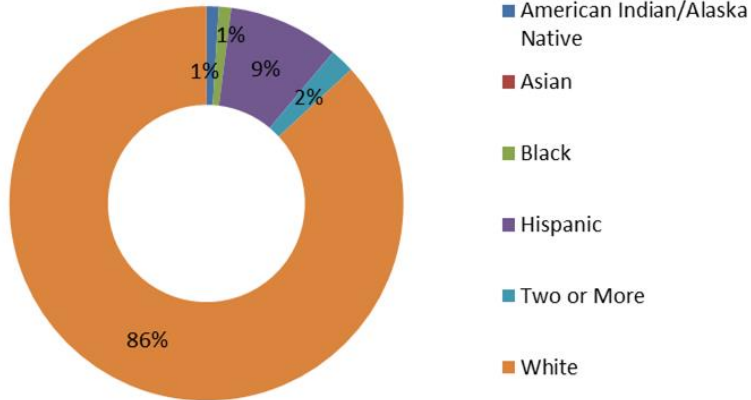
WYOMING

Career Technical Education (CTE) Profile



NAPE
National Alliance for
Partnerships in Equity
Education Foundation

General Population (2014)¹



Fast Facts

Wyoming is expected to become a majority-minority state after 2060.²

25% of working families are low income.³

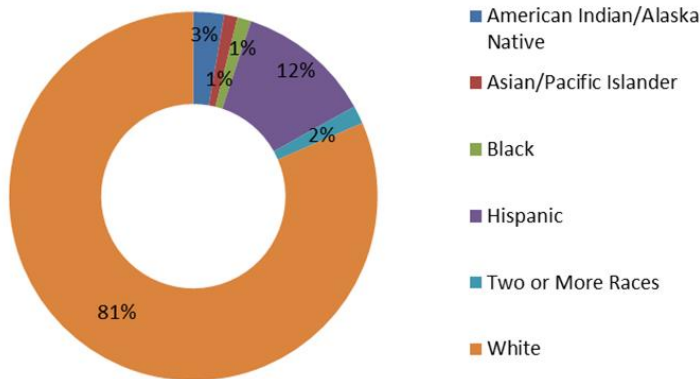
38% of minority working families are low income.³

38% of low-income working families are headed by a woman.⁴

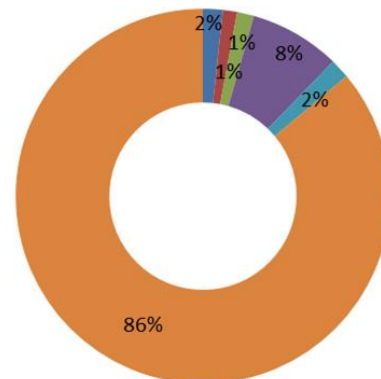
Median Hourly Wages ⁵	Male	Female
White	\$22	\$16
Black	N/A	N/A
Latino	\$16	\$15
Asian	N/A	N/A
Native American	N/A	N/A

General Student Population

Secondary Enrollment, FY 2014⁶



4-Year Postsecondary Enrollment, Fall 2013⁷



Career and Technical Education

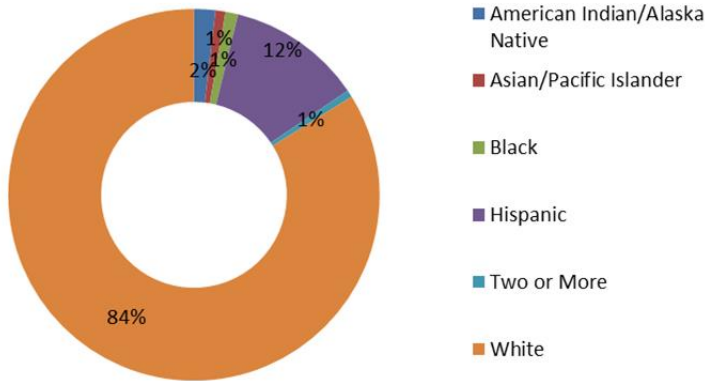
At the secondary level, CTE is delivered through comprehensive high schools. At the postsecondary level, CTE is delivered through the state's community colleges, a public university and the Bureau of Indian Affairs school.⁸

State CTE Contact

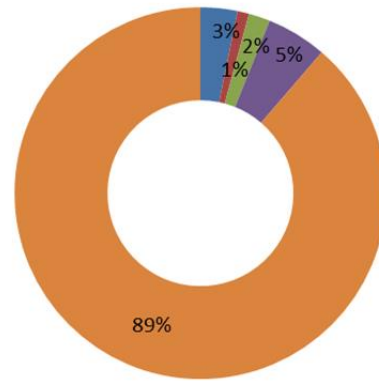
Randall Butt, Education Consultant, Wyoming Department of Education, 2300 Capitol Ave, 2nd Floor, Cheyenne, WY 82002-0050, (307) 777-5329, randall.butt@wyo.gov

In FY 2014, 20% of secondary and 25% of postsecondary students enrolled in CTE were economically disadvantaged.⁹

Secondary CTE Enrollment, FY 2014⁹



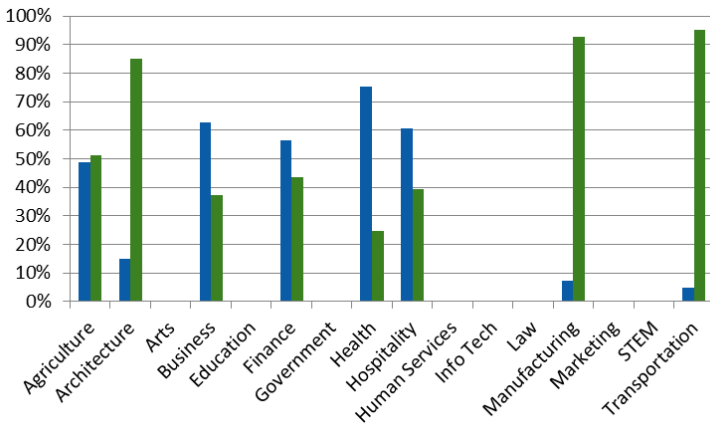
Postsecondary CTE Enrollment, FY 2014⁹



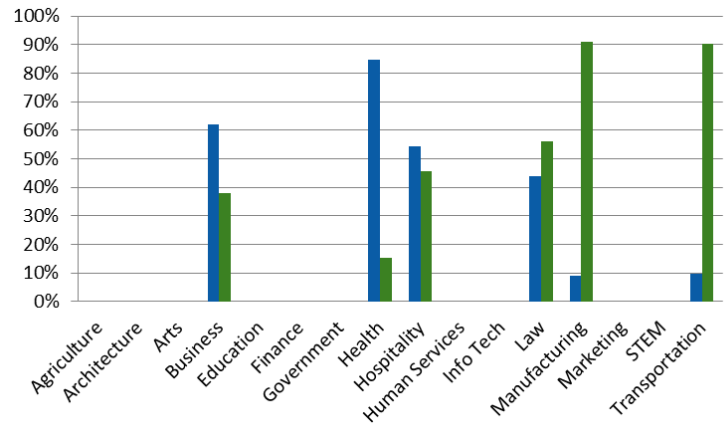
Career Clusters

Seven of the 16 career clusters in CTE lead to many high-skill, high-wage, and high-demand STEM related careers. These include: Agriculture, Architecture, Health, Information Technology, Manufacturing, STEM, and Transportation, Distribution, and Logistics. These career clusters contain programs that prepare students for nontraditional careers.

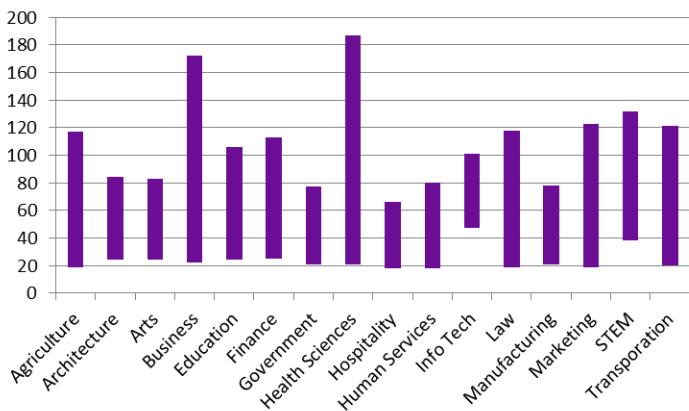
Secondary Enrollment, FY 2014⁹
(blue = female, green = male)



Postsecondary Enrollment, FY 2014⁹
(blue = female, green = male)



Median Salary Range (national, \$000)¹⁰



Fact Sheet Sources

- <http://www.census.gov/quickfacts/table/RHI225214/01>
- <https://cdn.americanprogress.org/wp-content/uploads/2015/02/SOC-report1.pdf>
- <http://www.workingpoorfamilies.org/indicators/>
- http://www.workingpoorfamilies.org/wp-content/uploads/2014/02/WFPF_Low-Income-Working-Mothers-Report_021214.pdf
- <http://nationalequityatlas.org/data-summaries>
- <http://nces.ed.gov/ccd/elsi/tableGenerator.aspx>
- http://nces.ed.gov/programs/digest/d14/tables/dt14_306.60.asp
- <https://www.acteonline.org/stateprofiles/>
- <https://perkins.ed.gov/pims/DataExplorer> (race not available for clusters)
- <http://www.bls.gov/careeroutlook/2015/article/career-clusters.htm>