

WISCONSIN

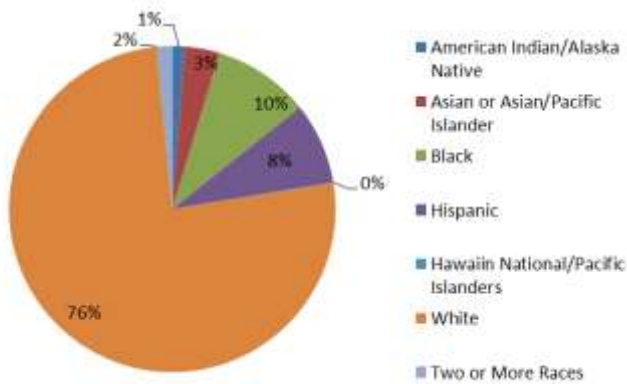
Career Technical Education (CTE) Profile



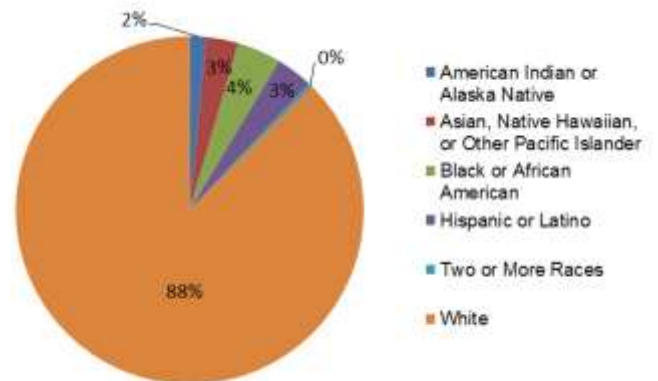
At the secondary level, CTE is delivered through comprehensive high schools, career academies, and CTE-specific high schools. At the postsecondary level, CTE is delivered through the state's technical college system, the University of Wisconsin's 2-year college campuses, and tribally controlled community colleges. The Wisconsin Technical College System State Board administers Perkins funding.

Enrollment

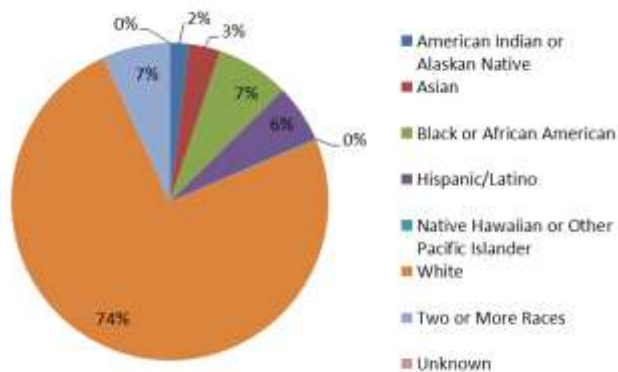
All Secondary Enrollment by Race, FY 2012



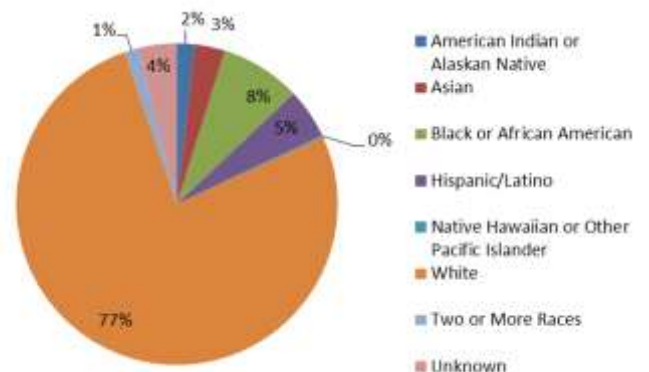
2-Year Postsecondary Enrollment by Race, Fall 2009



CTE Secondary Enrollment by Race, FY 2013



CTE Postsecondary Enrollment by Race, FY 2013



In FY 2013, 87,093 secondary and 132,150 postsecondary students participated in CTE. At the secondary level, 46% were female and 54% were male. At the postsecondary level, 55% were female and 45% were male.

Perkins Funding

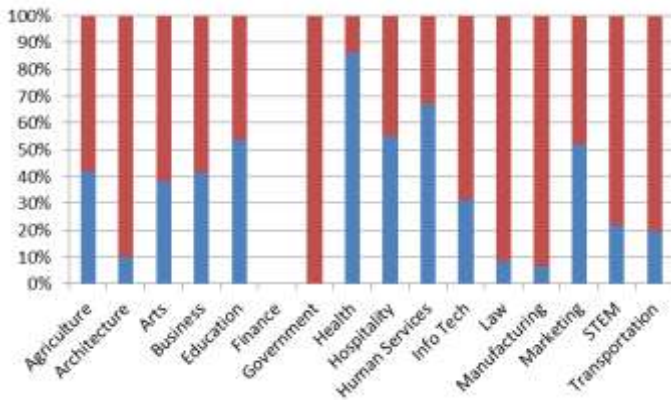
For FY 2014, Wisconsin's Perkins state grant allocation was \$20,241,685, which was the same as FY 2013 and FY 2012. Of funds distributed to local recipients, 45% and 55% have traditionally been distributed to secondary and postsecondary programs, respectively.

Performance Data for CTE Concentrators, FY 2013

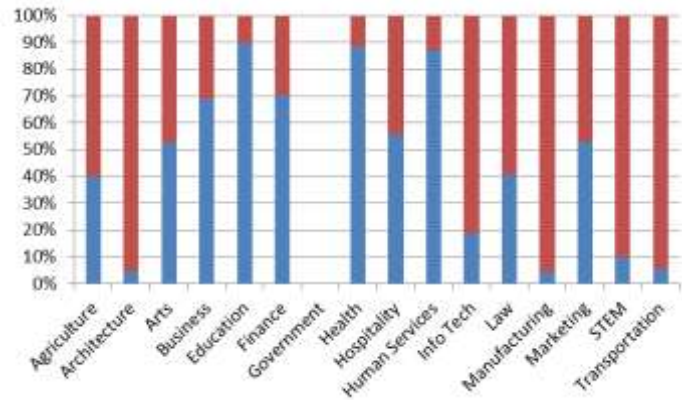
	Secondary		Postsecondary	
% passed the technical skill assessments aligned with industry standards	91%		72%	
% received an industry-recognized credential, certificate, or degree	96%		41%	
% placed or retained in postsecondary education, employment, military service, or advanced training	95%		91%	
	<i>Male</i>	<i>Female</i>	<i>Male</i>	<i>Female</i>
% of CTE students from underrepresented gender who participated in program nontraditional for that gender	21%	23%	11%	17%
% of CTE students from underrepresented gender who completed a program nontraditional for that gender	81%	99%	9%	14%

Career Cluster Enrollment by Gender, FY 2013

Secondary (blue=female, red=male)

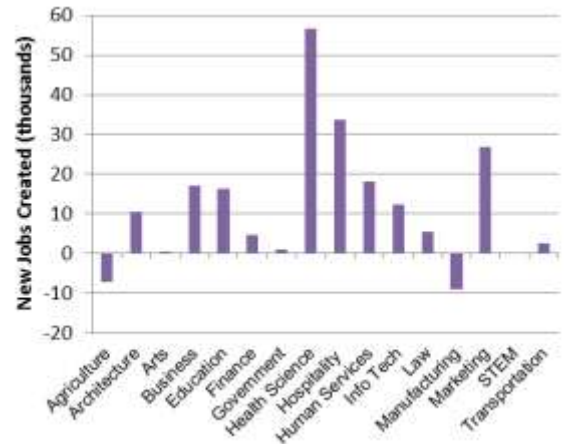


Postsecondary (blue=female, red=male)



Job Creation to 2018 by Career Cluster

The adjacent chart displays the expected number of jobs created (in thousands) in each of the 16 Career Clusters in Wisconsin between 2008 and 2018, according to a report by Georgetown University.



Sources

ACTE, CTE State Profiles, <https://www.acteonline.org/stateprofiles/>
 Georgetown University, Career Clusters Report,
<http://cew.georgetown.edu/clusters>

NCES, Elementary/Secondary Education System,
<http://nces.ed.gov/ccd/elsi/>, and College and Career Tables Library,
 Table 35d,
<http://nces.ed.gov/datalab/tableslibrary/viewtable.aspx?tableid=8603>

Perkins Collaborative Resource Network, Consolidated Annual Reports, <http://cte.ed.gov/accountability/reports.cfm>, and
 Perkins Allocations, <http://cte.ed.gov/perkinsimplementation/nrg.cfm>

State Contact

Secondary

Sara J. Baird, Assistant Director
 Wisconsin Department of Public Instruction
 125 South Webster Street, Madison, WI 53703
 Phone: (608) 266-9609 Email: sara.baird@dpi.wi.gov

Postsecondary

Karen Showers, Education Dir., Counseling &
 Wisconsin Technical College System Board
 P.O. Box 7874, Madison, WI 53707-7874
 Phone: (608) 267-9458
 Email: karen.showers@wtcsystem.edu