

RHODE ISLAND

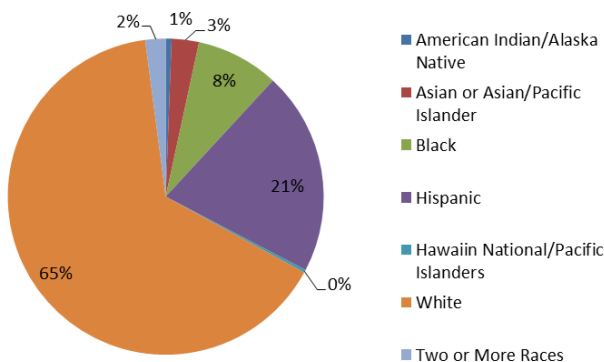
Career Technical Education (CTE) Profile



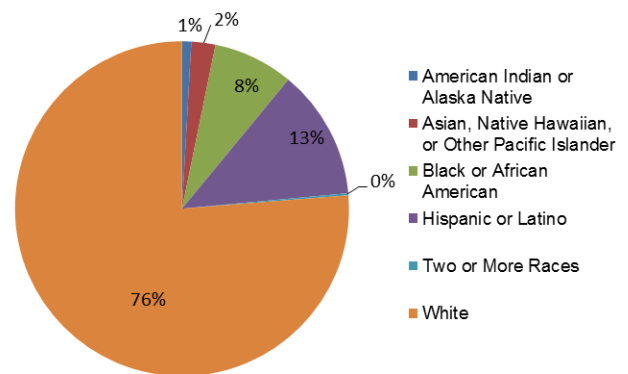
At the secondary level, CTE is delivered through comprehensive high schools and regional career and technical centers. At the postsecondary level, CTE is delivered by the four campuses of the Community College of Rhode Island (CCRI). The Rhode Island Department of Education allocates Perkins funding.

Enrollment (most recent data available by state is reported)

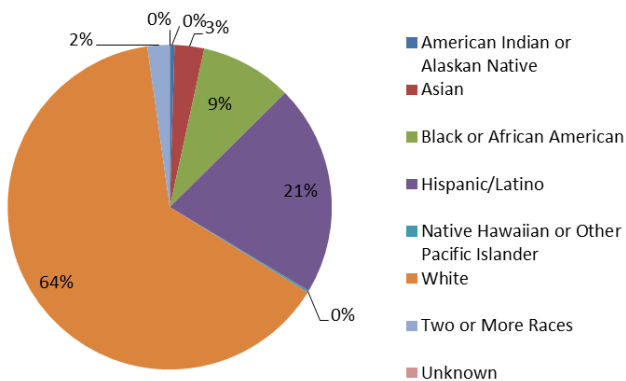
All Secondary Enrollment by Race, FY 2012



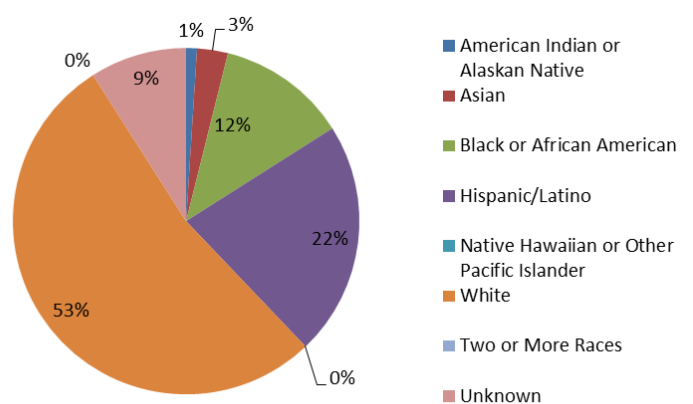
2-Year Postsecondary Enrollment by Race, Fall 2009



CTE Secondary Enrollment by Race, FY 2013



CTE Postsecondary Enrollment by Race, FY 2013



In FY 2013, 22,382 secondary and 1,494 postsecondary students participated in CTE. At the secondary level, 50% were female and 50% were male. At the postsecondary level, 44% were female and 56% were male.

Perkins Funding

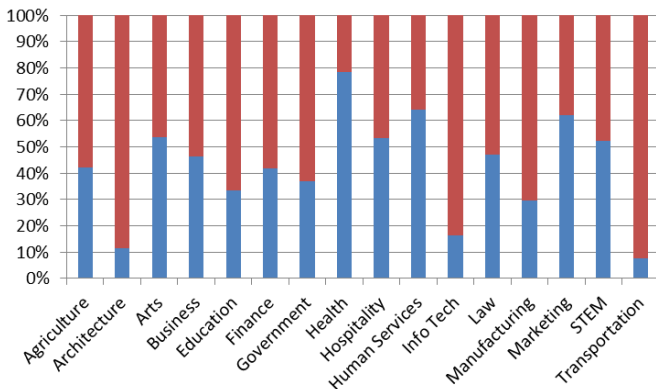
For FY 2014, Rhode Island's Perkins state grant allocation was \$5,496,906, which was \$260,085 more than FY 2013 and \$28,064 less than FY 2012. Of funds distributed to local recipients, 85% and 15% have traditionally been distributed to secondary and postsecondary programs, respectively.

Performance Data for CTE Concentrators, FY 2013

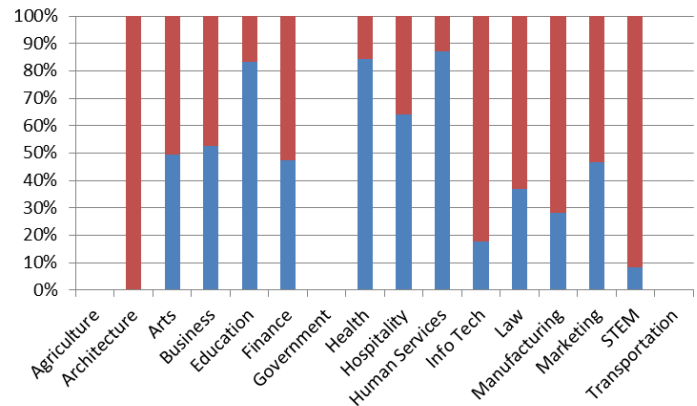
	Secondary		Postsecondary	
% passed the technical skill assessments aligned with industry standards	84%		67%	
% received an industry-recognized credential, certificate, or degree	96%		44%	
% placed or retained in postsecondary education, employment, military service, or advanced training	58%		50%	
	Male	Female	Male	Female
% of CTE students from underrepresented gender who participated in program nontraditional for that gender	35%	42%	15%	21%
% of CTE students from underrepresented gender who completed a program nontraditional for that gender	20%	41%	14%	40%

Career Cluster Enrollment by Gender, FY 2013

Secondary (blue=female, red=male)

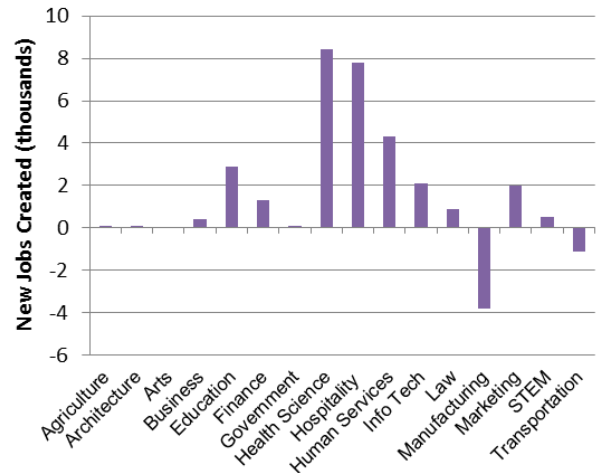


Postsecondary (blue=female, red=male)



Job Creation to 2018 by Career Cluster

The adjacent chart displays the expected number of jobs created (in thousands) in each of the 16 Career Clusters in Rhode Island between 2008 and 2018, according to a report by Georgetown University.



Sources

ACTE, CTE State Profiles, <https://www.acteonline.org/stateprofiles/>
 Georgetown University, Career Clusters Report, <http://cew.georgetown.edu/clusters>
 NCES, Elementary/Secondary Education System, <http://nces.ed.gov/ccd/elsi/>, and College and Career Tables Library, Table 35d, <http://nces.ed.gov/datalab/tableslibrary/viewtable.aspx?tableid=8603>
 Perkins Collaborative Resource Network, Consolidated Annual Reports, <http://cte.ed.gov/accountability/reports.cfm>, and Perkins Allocations, <http://cte.ed.gov/perkinsimplementation/nrg.cfm>

State Contact

Vanessa Cooley, Director
 Office of Middle & HS Reform & Adult Ed.
 255 Westminster St., Providence, RI 02903-3400
 Phone: (401) 222-4600; Email: vanessa.cooley@ride.ri.gov