

PENNSYLVANIA

Career Technical Education (CTE) Profile

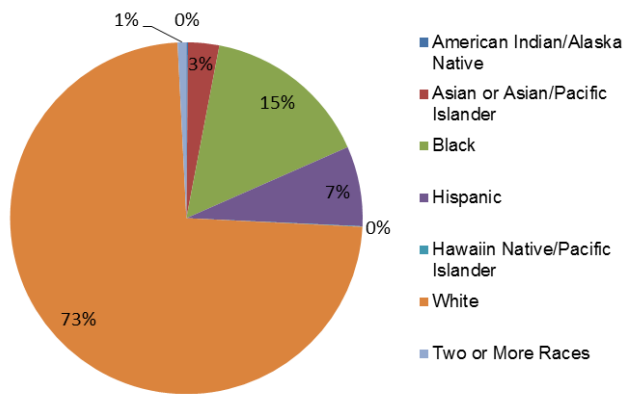


Secondary CTE is delivered through comprehensive high schools and regional technology centers. Postsecondary CTE is delivered through the state's community colleges. The Pennsylvania Department of Education is responsible for allocating Perkins funding.

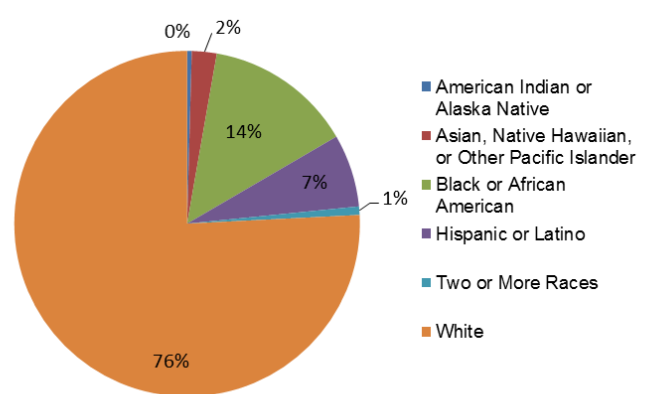
Enrollment

In FY 2012, 60,451 secondary and 81,062 postsecondary students participated in CTE. At the secondary level, 41% were female and 59% were male. At the postsecondary level, 59% were female and 41% were male.

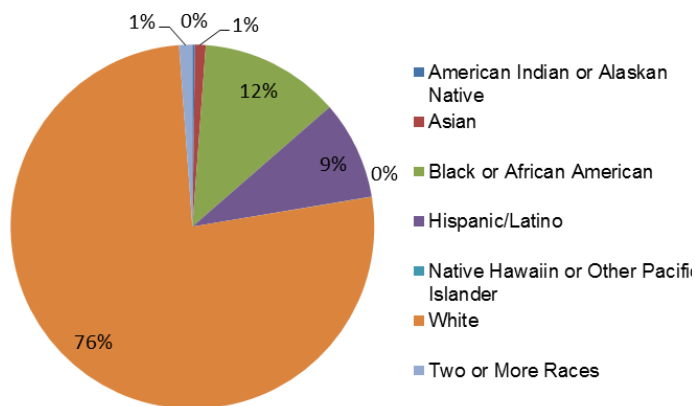
All Secondary Enrollment by Race, FY 2011



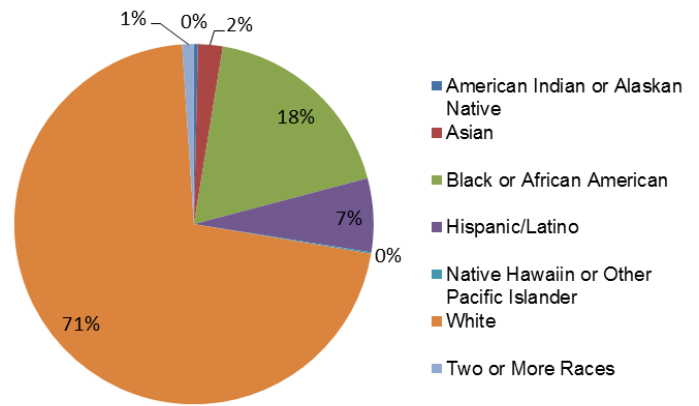
2-Year Postsecondary Enrollment by Race, Fall 2009



CTE Secondary Enrollment by Race, FY 2012



CTE Postsecondary Enrollment by Race, FY 2012



Perkins Funding

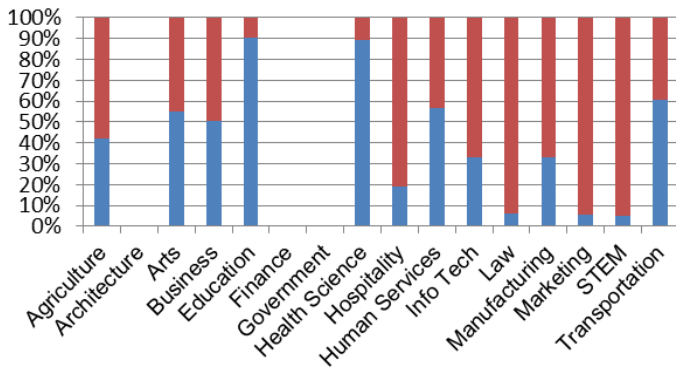
For FY 2014, Pennsylvania's Perkins state grant allocation is estimated to be \$40,722,778, which is the same as FY 2013 and \$1,643,091 less than FY 2012. Based on past years, of funds distributed to local recipients, 70% and 30% are expected to be distributed to secondary and postsecondary programs, respectively.

Performance Data for CTE Concentrators, FY 2012

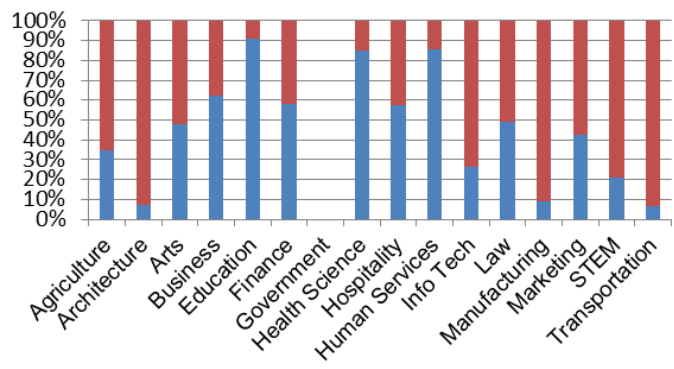
	Secondary		Postsecondary	
% passed the technical skill assessments aligned with industry standards	83%		73%	
% received an industry-recognized credential, certificate, or degree	99%		69%	
% placed or retained in postsecondary education, employment, military service, or advanced training	90%		86%	
	Male	Female	Male	Female
% of CTE students from underrepresented gender who participated in program nontraditional for that gender	14%	17%	15%	29%
% of CTE students from underrepresented gender who completed a program nontraditional for that gender	9%	13%	13%	24%

Career Cluster Enrollment by Gender

Secondary (blue=female, red=male)

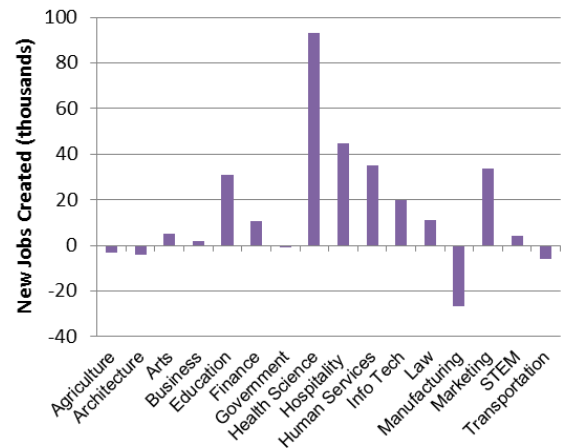


Postsecondary (blue=female, red=male)



Job Creation to 2018 by Career Cluster

The adjacent chart displays the expected number of jobs created (in thousands) in each of the 16 Career Clusters in Pennsylvania between 2008 and 2018, according to a report by Georgetown University.



Sources

ACTE, CTE State Profiles, <https://www.acteonline.org/stateprofiles/>
 Georgetown University, Career Clusters Report, <http://cew.georgetown.edu/clusters>

NCES, Elementary/Secondary Education System, <http://nces.ed.gov/ccd/elsi/>, and College and Career Tables Library, Table 35d, <http://nces.ed.gov/datalab/tableslibrary/viewtable.aspx?tableid=8603>

Perkins Collaborative Resource Network, Consolidated Annual Reports, <http://cte.ed.gov/accountability/reports.cfm>, and Perkins Allocations, <http://cte.ed.gov/perkinsimplementation/nrg.cfm>

State Contact

Cynthia Gross
 Perkins Central Region Coordinator
 Bureau of Career and Technical Education
 Pennsylvania Dept. of Education
 333 Market Street, Harrisburg, PA 17023-0333
 Phone: (717) 772-4864; Email: cygross@pa.gov