

NORTH CAROLINA

Career Technical Education (CTE) Profile

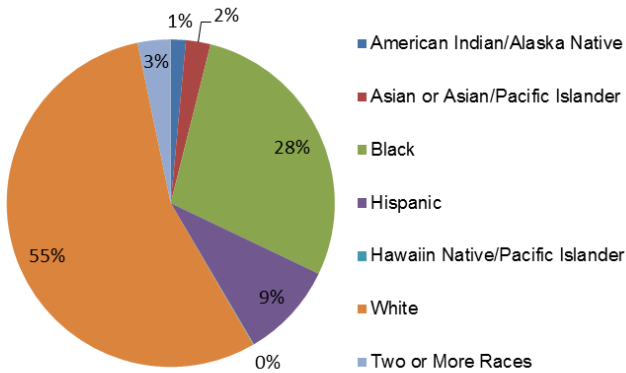


At the secondary level, CTE is delivered through comprehensive high schools, CTE-focused high schools, career academies and STEM education and thematic schools, and early/middle college schools. At the postsecondary level, CTE is delivered through the state's community colleges.

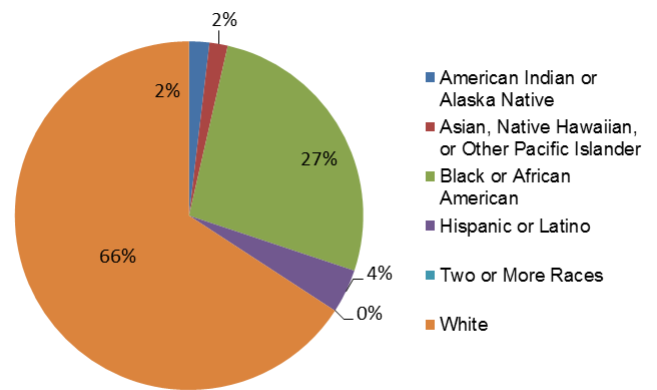
Enrollment

In FY 2012, 506,705 secondary and 150,962 postsecondary students participated in CTE. At the secondary level, 47% were female and 53% were male. At the postsecondary level, 59% were female and 41% were male.

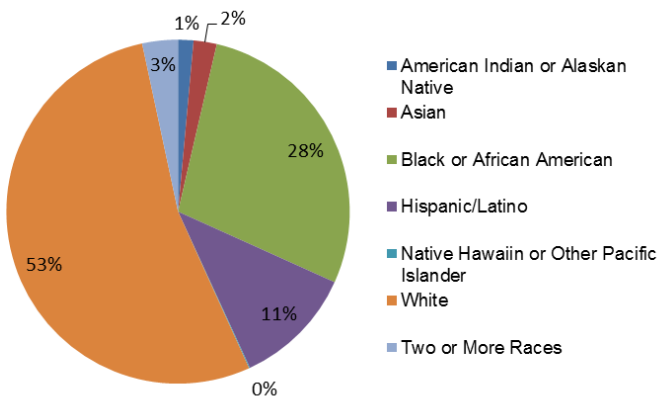
All Secondary Enrollment by Race, FY 2011



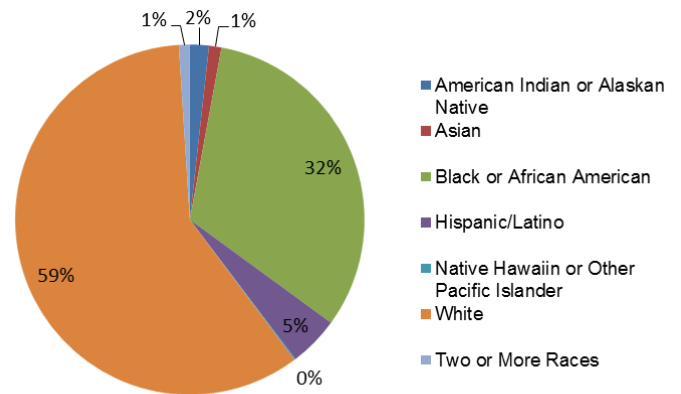
2-Year Postsecondary Enrollment by Race, Fall 2009



CTE Secondary Enrollment by Race, FY 2012



CTE Postsecondary Enrollment by Race, FY 2012



Perkins Funding

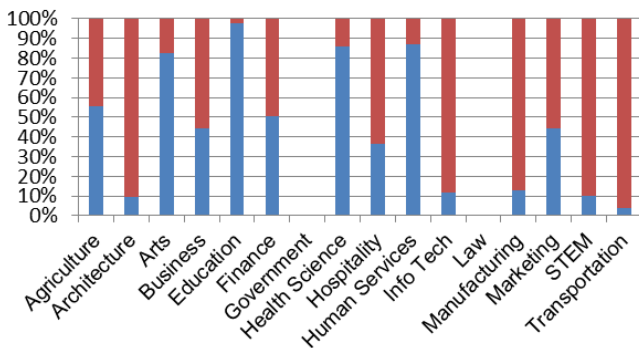
For FY 2014, North Carolina's Perkins state grant allocation is estimated to be \$35,695,795, which is \$3,171,111 more than FY 2013 and \$128,241 more than FY 2012. Based on past years, of funds distributed to local recipients, 67% and 33% are expected to be distributed to secondary and postsecondary programs, respectively.

Performance Data for CTE Concentrators, FY 2012

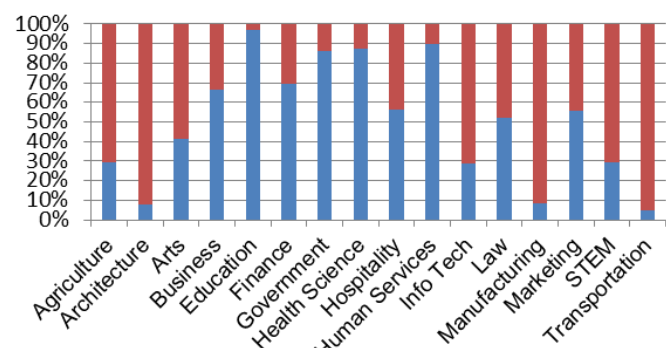
	Secondary		Postsecondary	
% passed the technical skill assessments aligned with industry standards	79%		77%	
% received an industry-recognized credential, certificate, or degree	94%		53%	
% placed or retained in postsecondary education, employment, military service, or advanced training	90%		78%	
	<i>Male</i>	<i>Female</i>	<i>Male</i>	<i>Female</i>
% of CTE students from underrepresented gender who participated in program nontraditional for that gender	37%	31%	10%	30%
% of CTE students from underrepresented gender who completed a program nontraditional for that gender	14%	27%	11%	32%

Career Cluster Enrollment by Gender

Secondary (blue=female, red=male)



Postsecondary (blue=female, red=male)

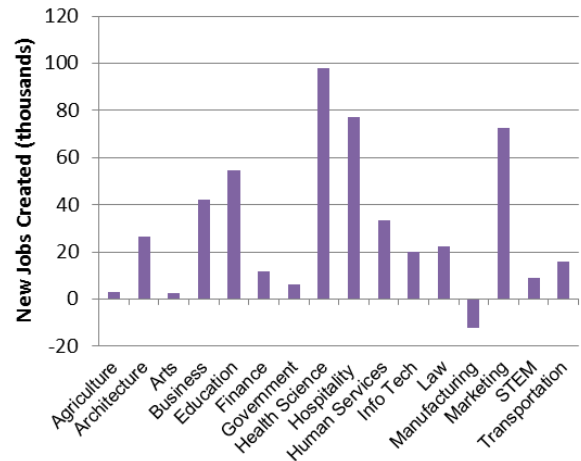


Job Creation to 2018 by Career Cluster

The adjacent chart displays the expected number of jobs created (in thousands) in each of the 16 Career Clusters in North Carolina between 2008 and 2018, according to a report by Georgetown University.

Sources

ACTE, CTE State Profiles, <https://www.acteonline.org/stateprofiles/>
 Georgetown University, Career Clusters Report, <http://cew.georgetown.edu/clusters>
 NCES, Elementary/Secondary Education System, <http://nces.ed.gov/ccd/elsi/>, and College and Career Tables Library, Table 35d, <http://nces.ed.gov/datalab/tablelibrary/viewtable.aspx?tableid=8603>
 Perkins Collaborative Resource Network, Consolidated Annual Reports, <http://cte.ed.gov/accountability/reports.cfm>, and Perkins Allocations, <http://cte.ed.gov/perkinsimplementation/nrg.cfm>



State Contact

Secondary

Shannon Baker, Civil Rights/Gender Equity Consultant
 NC Department of Public Instruction
 6359 Mail Service Center, Raleigh, NC 27699-6359
 Phone: (919) 807-3892
 Email: Shannon.baker@dpi.nc.gov

Postsecondary

Nancy Massey, Coordinator, Fed. Vocational Ed.
 NC Community College System
 5016 Mail Service Center, Raleigh, NC 27699-5016
 Phone: (919) 807-7131
 Email: massey@ncccommunitycolleges.edu