


# NEW HAMPSHIRE

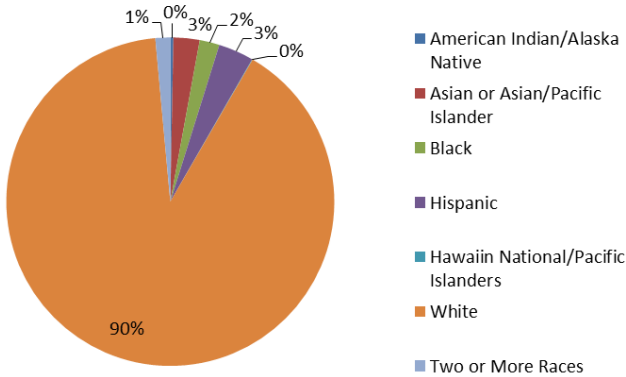
## Career Technical Education (CTE) Profile



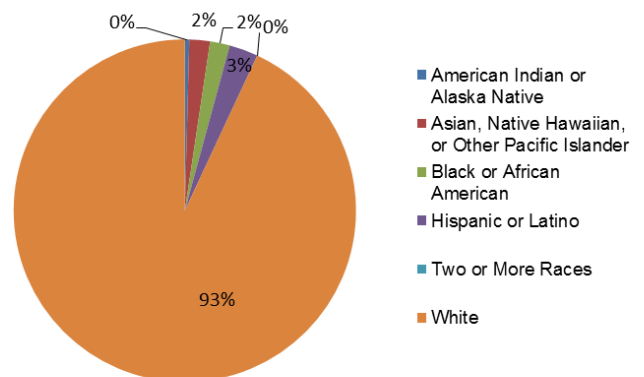
At the secondary level, CTE is delivered through comprehensive high schools, career and technical centers, and standalone career academies. At the postsecondary level, CTE is delivered through the Community College System of New Hampshire and the Thompson School, associated with the University of New Hampshire. The State Department of Education is the eligible agency for Perkins funding and administration.

### Enrollment (most recent data available by state is reported)

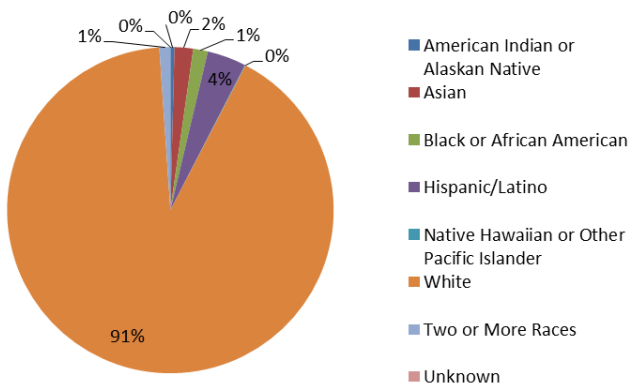
All Secondary Enrollment by Race, FY 2012



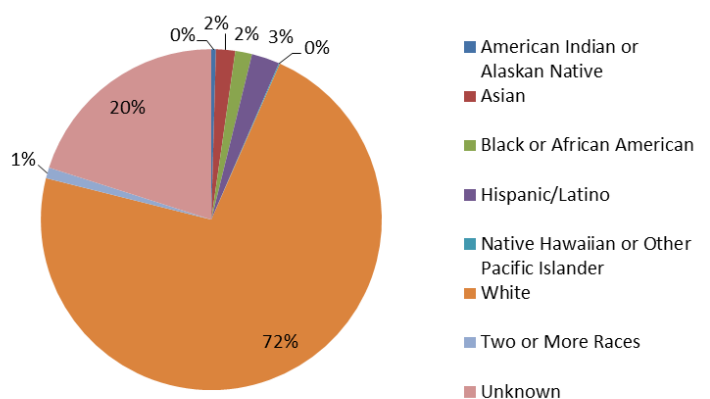
2-Year Postsecondary Enrollment by Race, Fall 2009



CTE Secondary Enrollment by Race, FY 2013



CTE Postsecondary Enrollment by Race, FY 2013



In FY 2013, 10,346 secondary and 12,344 postsecondary students participated in CTE. At the secondary level, 42% were female and 58% were male. At the postsecondary level, 53% were female and 47% were male.

### Perkins Funding

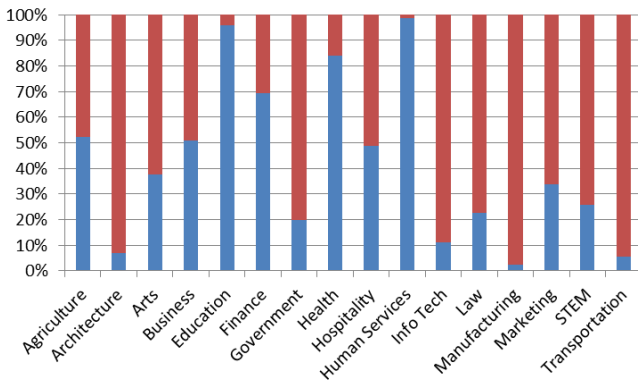
For FY 2014, New Hampshire's Perkins state grant allocation was \$5,494,750, which was \$259,275 more than FY 2013 and \$28,874 less than FY 2012. Of funds distributed to local recipients, 80% and 20% have traditionally been distributed to secondary and postsecondary programs, respectively.

## Performance Data for CTE Concentrators, FY 2013

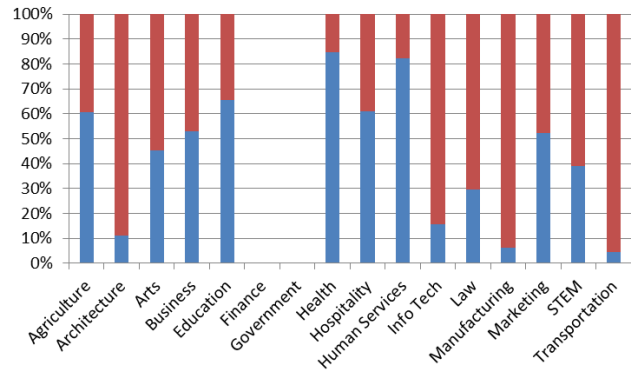
	Secondary		Postsecondary	
% passed the technical skill assessments aligned with industry standards	26%		93%	
% received an industry-recognized credential, certificate, or degree	96%		98%	
% placed or retained in postsecondary education, employment, military service, or advanced training	79%		73%	
	Male	Female	Male	Female
% of CTE students from underrepresented gender who participated in program nontraditional for that gender	19%	24%	10%	24%
% of CTE students from underrepresented gender who completed a program nontraditional for that gender	13%	23%	12%	24%

## Career Cluster Enrollment by Gender, FY 2013

Secondary (blue=female, red=male)



Postsecondary (blue=female, red=male)

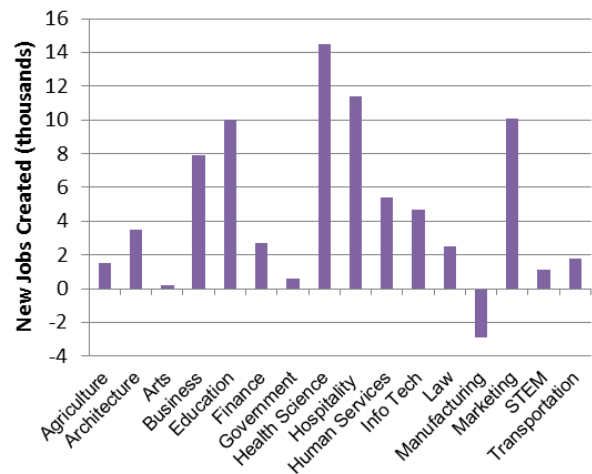


## Job Creation to 2018 by Career Cluster

The adjacent chart displays the expected number of jobs created (in thousands) in each of the 16 Career Clusters in New Hampshire between 2008 and 2018, according to a report by Georgetown University.

## Sources

ACTE, CTE State Profiles, <https://www.acteonline.org/stateprofiles/>  
 Georgetown University, Career Clusters Report, <http://cew.georgetown.edu/clusters>  
 NCES, Elementary/Secondary Education System, <http://nces.ed.gov/ccd/elsi/>, and College and Career Tables Library, Table 35d, <http://nces.ed.gov/datalab/tableslibrary/viewtable.aspx?tableid=8603>  
 Perkins Collaborative Resource Network, Consolidated Annual Reports, <http://cte.ed.gov/accountability/reports.cfm>, and Perkins Allocations, <http://cte.ed.gov/perkinsimplementation/nrg.cfm>



## State Contact

Lisa Danley, CTE State Director  
 New Hampshire Department of Education  
 21 South Fruit St., Suite 20, Concord, NH 03301  
 Phone: (603) 271-3867; Email: [Lisa.danley@ed.state.nh.us](mailto:Lisa.danley@ed.state.nh.us)