

# NEVADA

## Career Technical Education (CTE) Profile



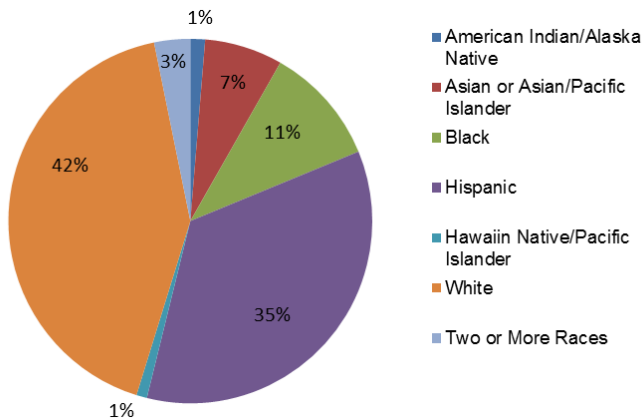
**NAPE**  
National Alliance for  
Partnerships in Equity  
Education Foundation

At the secondary level, CTE is delivered through comprehensive high schools and career and technical academies. At the postsecondary level, CTE is delivered through the state's community colleges.

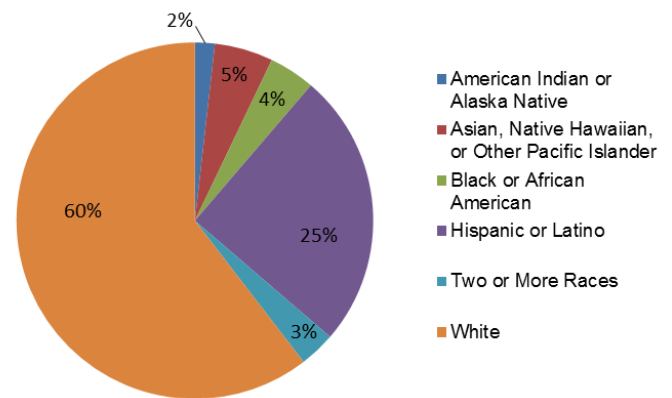
### Enrollment

In FY 2012, 49,147 secondary and 26,898 postsecondary students participated in CTE. At the secondary level, 45% were female and 55% were male. At the postsecondary level, 48% were female and 52% were male.

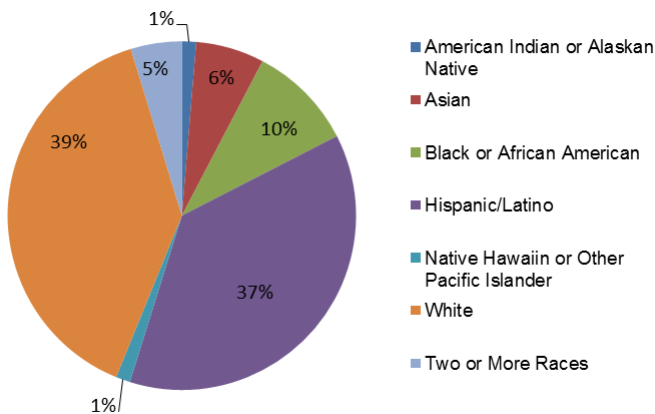
*All Secondary Enrollment by Race, FY 2011*



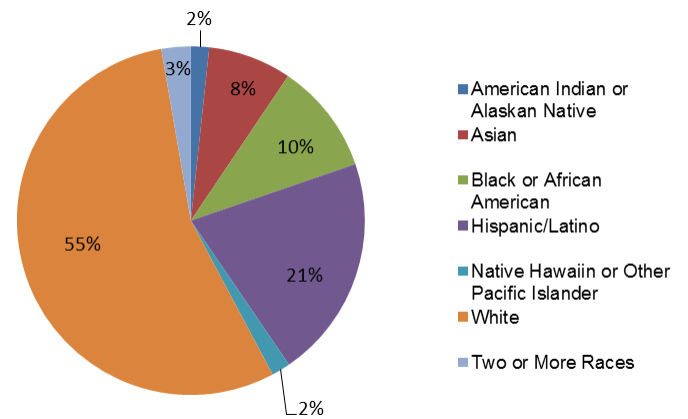
*2-Year Postsecondary Enrollment by Race, Fall 2009*



*CTE Secondary Enrollment by Race, FY 2012*



*CTE Postsecondary Enrollment by Race, FY 2012*



### Perkins Funding

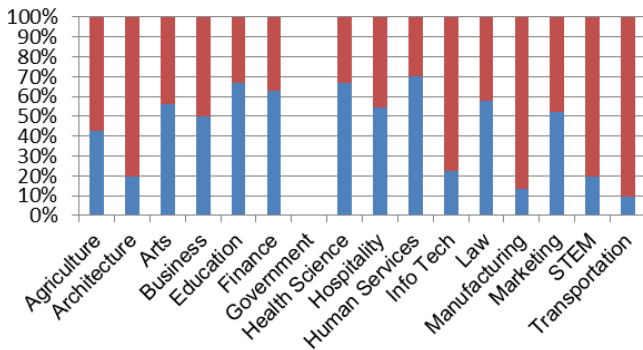
For FY 2014, Nevada's Perkins state grant allocation is estimated to be \$9,650,599, which is \$1,017,466 more than FY 2013 and \$424,390 more than FY 2012. Based on past years, of funds distributed to local recipients, 68% and 32% are expected to be distributed to secondary and postsecondary programs, respectively.

## Performance Data for CTE Concentrators, FY 2012

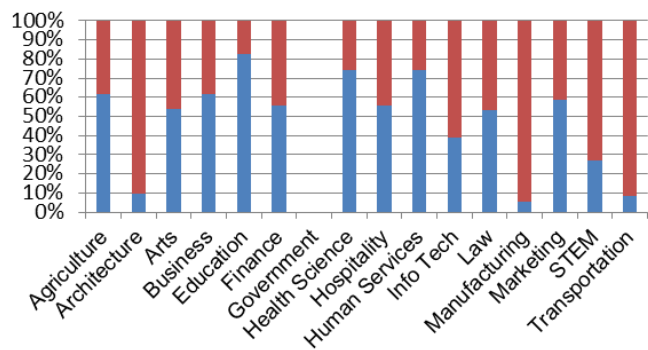
	Secondary		Postsecondary	
% passed the technical skill assessments aligned with industry standards	81%		97%	
% received an industry-recognized credential, certificate, or degree	70%		50%	
% placed or retained in postsecondary education, employment, military service, or advanced training	98%		93%	
	Male	Female	Male	Female
% of CTE students from underrepresented gender who participated in program nontraditional for that gender	44%	26%	20%	34%
% of CTE students from underrepresented gender who completed a program nontraditional for that gender	25%	26%	14%	38%

## Career Cluster Enrollment by Gender

Secondary (blue=female, red=male)



Postsecondary (blue=female, red=male)

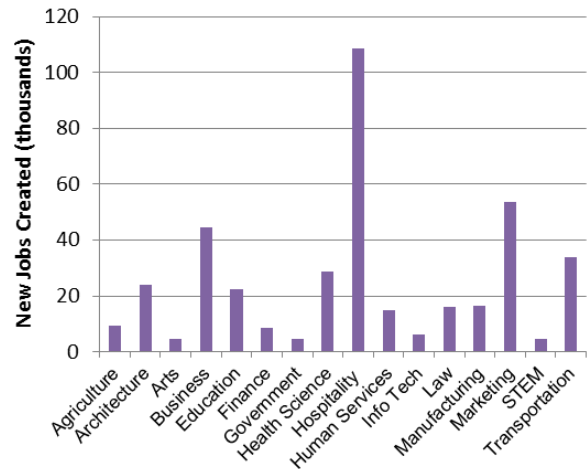


## Job Creation to 2018 by Career Cluster

The adjacent chart displays the expected number of jobs created (in thousands) in each of the 16 Career Clusters in Nevada between 2008 and 2018, according to a report by Georgetown University.

### Sources

ACTE, CTE State Profiles, <https://www.acteonline.org/stateprofiles/>  
 Georgetown University, Career Clusters Report, <http://cew.georgetown.edu/clusters>  
 NCES, Elementary/Secondary Education System, <http://nces.ed.gov/ccd/elsi/>, and College and Career Tables Library, Table 35d, <http://nces.ed.gov/datalab/tableslibrary/viewtable.aspx?tableid=8603>  
 Perkins Collaborative Resource Network, Consolidated Annual Reports, <http://cte.ed.gov/accountability/reports.cfm>, and Perkins Allocations, <http://cte.ed.gov/perkinsimplementation/nrg.cfm>



## State Contact

Deborah Wells  
 Nevada Department of Education  
 755 North Roop Street, Suite 201  
 Carson City, NV 89701  
 Phone: (775) 687-7285; Email: [dwells@doe.nv.gov](mailto:dwells@doe.nv.gov)