

# NEBRASKA

## Career Technical Education (CTE) Profile

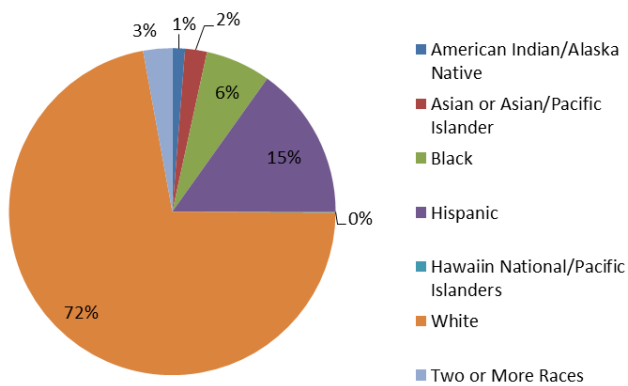


**NAPE**  
National Alliance for  
Partnerships in Equity  
Education Foundation

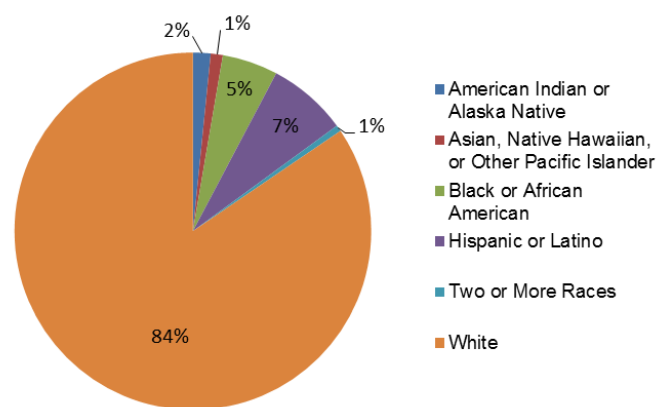
At the secondary level, CTE is delivered through comprehensive high schools. At the postsecondary level, CTE is delivered through the state's community college system. The Nebraska Department of Education is designated as the state agency responsible for the administration of Perkins funds.

### Enrollment (most recent data available by state is reported)

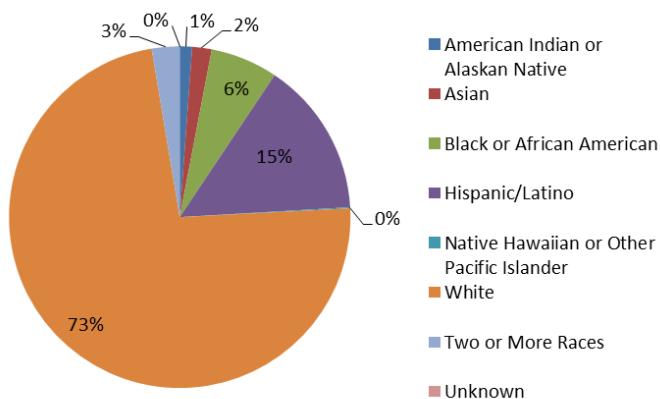
All Secondary Enrollment by Race, FY 2012



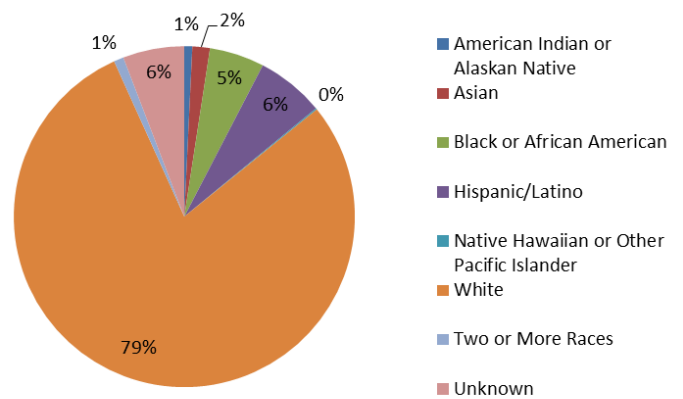
2-Year Postsecondary Enrollment by Race, Fall 2009



CTE Secondary Enrollment by Race, FY 2013



CTE Postsecondary Enrollment by Race, FY 2013



In FY 2013, 89,356 secondary and 48,115 postsecondary students participated in CTE. At the secondary level, 47% were female and 53% were male. At the postsecondary level, 50% were female and 50% were male.

### Perkins Funding

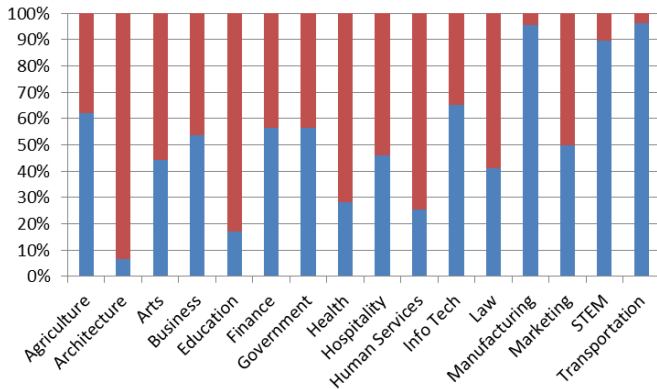
For FY 2014, Nebraska's Perkins state grant allocation was \$6,816,893, which was the same as FY 2013 and FY 2012. Of funds distributed to local recipients, 55% and 45% have traditionally been distributed to secondary and postsecondary programs, respectively.

## Performance Data for CTE Concentrators, FY 2013

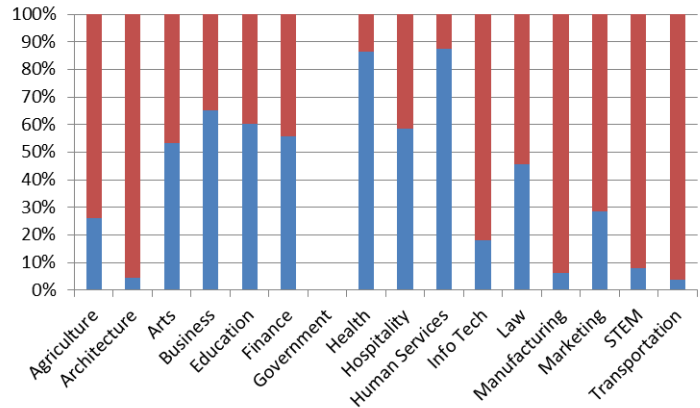
	Secondary		Postsecondary	
% passed the technical skill assessments aligned with industry standards	88%		91%	
% received an industry-recognized credential, certificate, or degree	99%		39%	
% placed or retained in postsecondary education, employment, military service, or advanced training	97%		76%	
	Male	Female	Male	Female
% of CTE students from underrepresented gender who participated in program nontraditional for that gender	47%	39%	16%	27%
% of CTE students from underrepresented gender who completed a program nontraditional for that gender	29%	26%	25%	20%

## Career Cluster Enrollment by Gender, FY 2013

Secondary (blue=female, red=male)

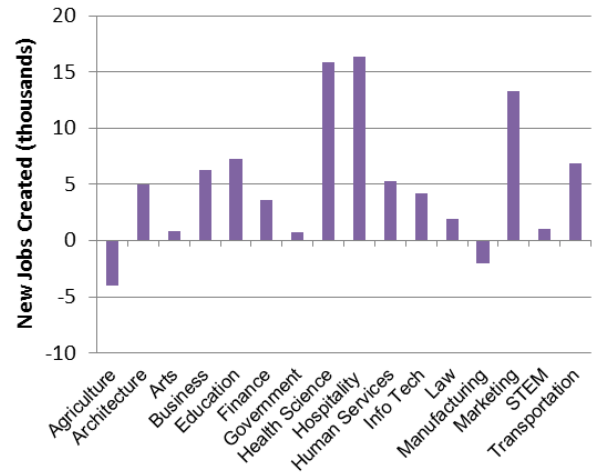


Postsecondary (blue=female, red=male)



## Job Creation to 2018 by Career Cluster

The adjacent chart displays the expected number of jobs created (in thousands) in each of the 16 Career Clusters in Nebraska between 2008 and 2018, according to a report by Georgetown University.



## Sources

ACTE, CTE State Profiles, <https://www.acteonline.org/stateprofiles/>  
 Georgetown University, Career Clusters Report, <http://cew.georgetown.edu/clusters>  
 NCES, Elementary/Secondary Education System, <http://nces.ed.gov/ccd/elsi/>, and College and Career Tables Library, Table 35d, <http://nces.ed.gov/datalab/tableslibrary/viewtable.aspx?tableid=8603>  
 Perkins Collaborative Resource Network, Consolidated Annual Reports, <http://cte.ed.gov/accountability/reports.cfm>, and Perkins Allocations, <http://cte.ed.gov/perkinsimplementation/nrg.cfm>

## State Contact

Richard Katt, State Director, CTE  
 Nebraska Department of Education  
 301 Centennial Mall South, P.O. Box 94987  
 Lincoln, NE 68509-4987  
 Phone: (402) 471-4808; Email: rich.katt@nebraska.gov