

MISSISSIPPI

Career Technical Education (CTE) Profile

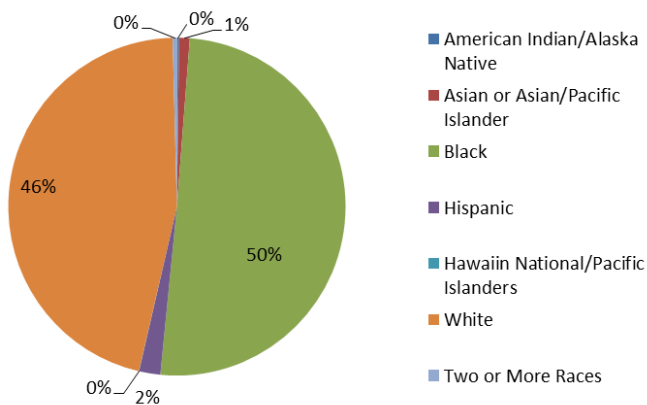


NAPE
National Alliance for
Partnerships in Equity
Education Foundation

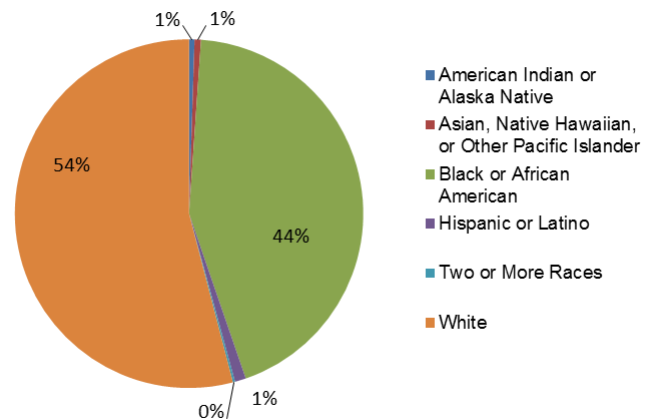
Secondary CTE is delivered through comprehensive high schools and area career centers, which provide supplemental career training to students within a district. Postsecondary CTE is delivered through community and junior colleges. The Department of Education is responsible for administering and expending Perkins funds.

Enrollment (most recent data available by state is reported)

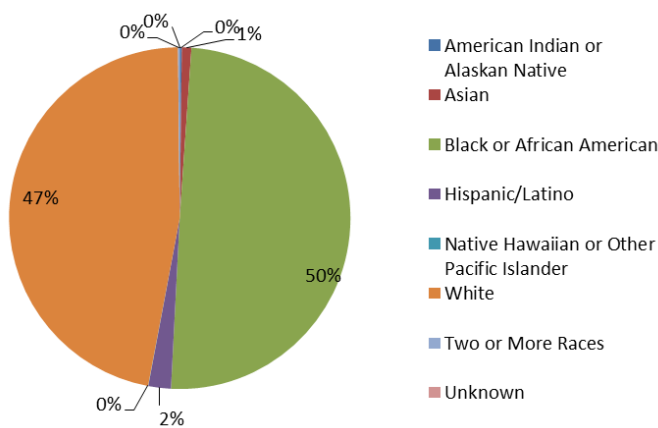
All Secondary Enrollment by Race, FY 2012



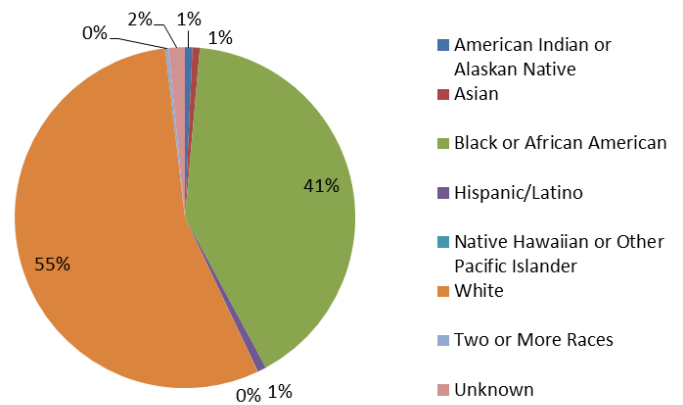
2-Year Postsecondary Enrollment by Race, Fall 2009



CTE Secondary Enrollment by Race, FY 2013



CTE Postsecondary Enrollment by Race, FY 2013



In FY 2013, 146,469 secondary and 22,816 postsecondary students participated in CTE. At the secondary level, 52% were female and 48% were male. At the postsecondary level, 54% were female and 46% were male.

Perkins Funding

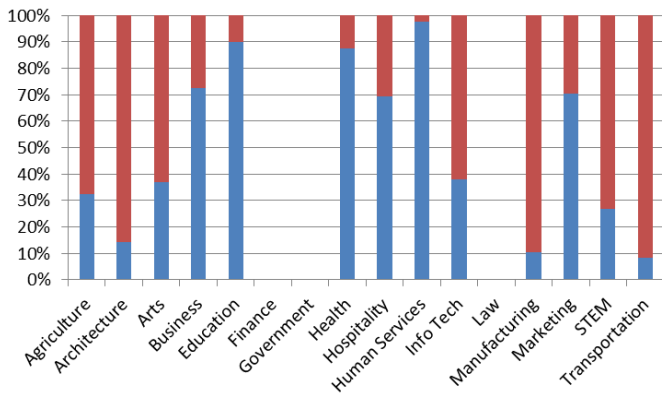
For FY 2014, Mississippi's Perkins state grant allocation was \$13,363,550, which was the same as FY 2013 and FY 2012. Of funds distributed to local recipients, 53% and 47% have traditionally been distributed to secondary and postsecondary programs, respectively.

Performance Data for CTE Concentrators, FY 2013

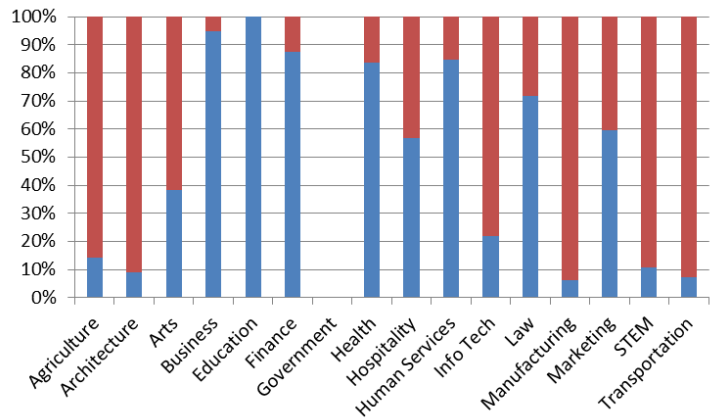
	Secondary		Postsecondary	
% passed the technical skill assessments aligned with industry standards	52%		72%	
% received an industry-recognized credential, certificate, or degree	94%		89%	
% placed or retained in postsecondary education, employment, military service, or advanced training	86%		87%	
	Male	Female	Male	Female
% of CTE students from underrepresented gender who participated in program nontraditional for that gender	14%	26%	9%	15%
% of CTE students from underrepresented gender who completed a program nontraditional for that gender	14%	26%	9%	11%

Career Cluster Enrollment by Gender, FY 2013

Secondary (blue=female, red=male)



Postsecondary (blue=female, red=male)

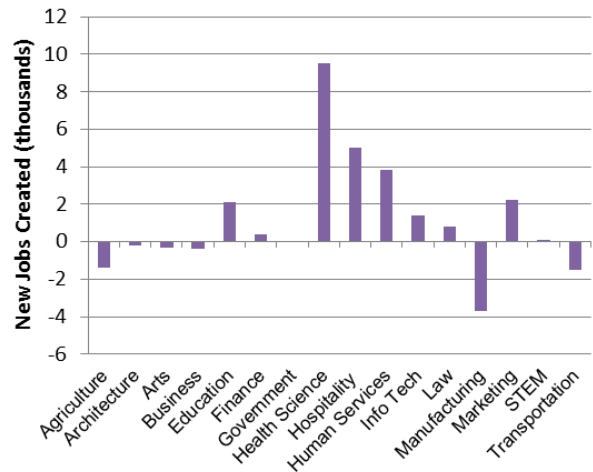


Job Creation to 2018 by Career Cluster

The adjacent chart displays the expected number of jobs created (in thousands) in each of the 16 Career Clusters in Mississippi between 2008 and 2018, according to a report by Georgetown University.

Sources

ACTE, CTE State Profiles, <https://www.acteonline.org/stateprofiles/>
 Georgetown University, Career Clusters Report, <http://cew.georgetown.edu/clusters>
 NCES, Elementary/Secondary Education System, <http://nces.ed.gov/ccd/elsi/>, and College and Career Tables Library, Table 35d, <http://nces.ed.gov/datalab/tableslibrary/viewtable.aspx?tableid=8603>
 Perkins Collaborative Resource Network, Consolidated Annual Reports, <http://cte.ed.gov/accountability/reports.cfm>, and Perkins Allocations, <http://cte.ed.gov/perkinsimplementation/nrg.cfm>



State Contact

Jean Massey
 Associate State Superintendent of Career and Workforce Development
 Mississippi Department of Education
 359 N. West St., P.O. Box 771, Jackson, MS 39205
 Phone: (601) 359-3986; Email: jmassey@mde.k12.ms.us