

# MISSISSIPPI

## Career Technical Education (CTE) Profile



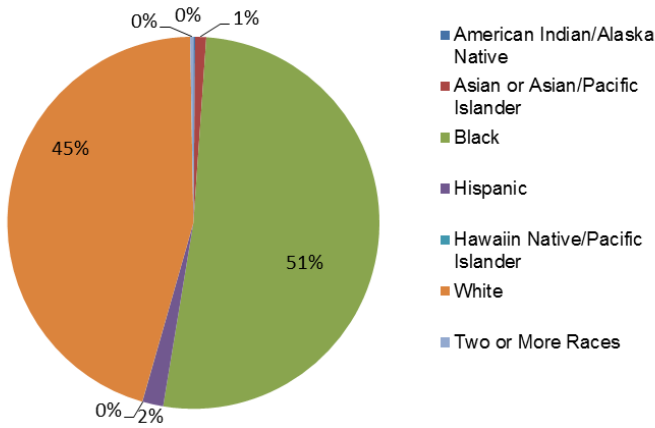
**NAPE**  
National Alliance for  
Partnerships in Equity  
Education Foundation

Secondary CTE is delivered through comprehensive high schools and area career centers, which provide supplemental career training to students within a district. Postsecondary CTE is delivered through community and junior colleges. The Department of Education is responsible for administering and expending Perkins funds.

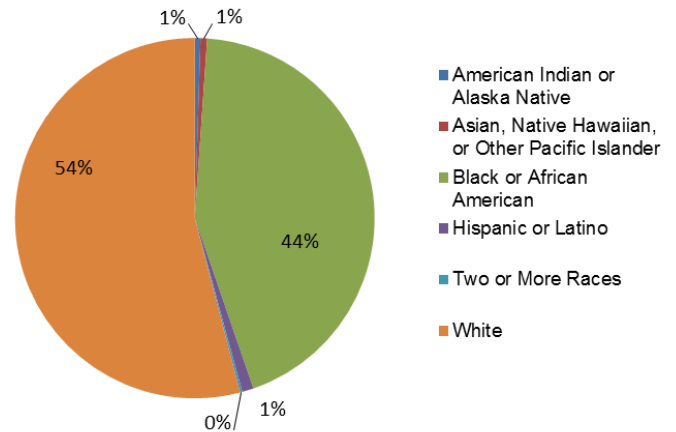
### Enrollment

In FY 2012, 125,980 secondary and 25,628 postsecondary students participated in CTE. At the secondary level, 51% were female and 49% were male. At the postsecondary level, 54% were female and 46% were male.

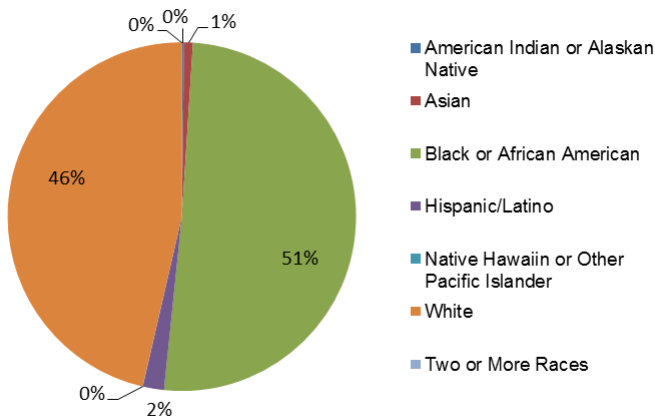
*All Secondary Enrollment by Race, FY 2011*



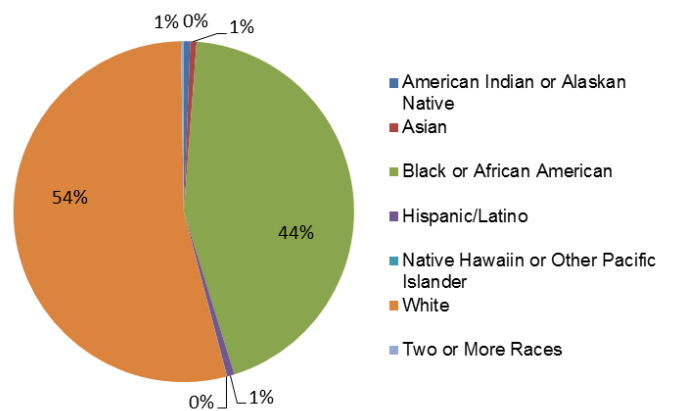
*2-Year Postsecondary Enrollment by Race, Fall 2009*



*CTE Secondary Enrollment by Race, FY 2012*



*CTE Postsecondary Enrollment by Race, FY 2012*



### Perkins Funding

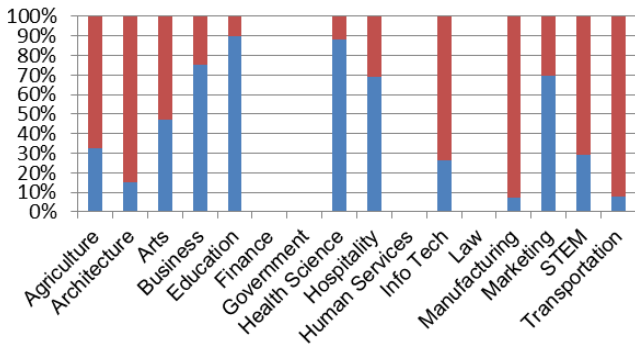
For FY 2014, Mississippi's Perkins state grant allocation is estimated to be \$13,363,550, which is the same as FY 2013 and FY 2012. Based on past years, of funds distributed to local recipients, 53% and 47% are expected to be distributed to secondary and postsecondary programs, respectively.

## Performance Data for CTE Concentrators, FY 2012

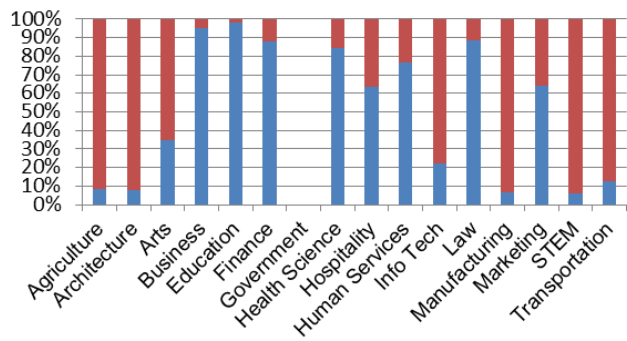
	Secondary		Postsecondary	
% passed the technical skill assessments aligned with industry standards	59%		77%	
% received an industry-recognized credential, certificate, or degree	97%		78%	
% placed or retained in postsecondary education, employment, military service, or advanced training	93%		83%	
	Male	Female	Male	Female
% of CTE students from underrepresented gender who participated in program nontraditional for that gender	14%	23%	9%	15%
% of CTE students from underrepresented gender who completed a program nontraditional for that gender	NA	NA	7%	13%

## Career Cluster Enrollment by Gender

Secondary (blue=female, red=male)

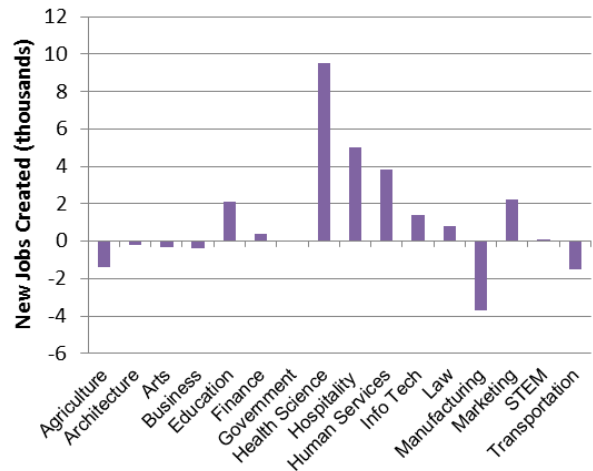


Postsecondary (blue=female, red=male)



## Job Creation to 2018 by Career Cluster

The adjacent chart displays the expected number of jobs created (in thousands) in each of the 16 Career Clusters in Mississippi between 2008 and 2018, according to a report by Georgetown University.



## Sources

ACTE, CTE State Profiles, <https://www.acteonline.org/stateprofiles/>  
 Georgetown University, Career Clusters Report, <http://cew.georgetown.edu/clusters>  
 NCES, Elementary/Secondary Education System, <http://nces.ed.gov/ccd/elsi/>, and College and Career Tables Library, Table 35d, <http://nces.ed.gov/datalab/tableslibrary/viewtable.aspx?tableid=8603>  
 Perkins Collaborative Resource Network, Consolidated Annual Reports, <http://cte.ed.gov/accountability/reports.cfm>, and Perkins Allocations, <http://cte.ed.gov/perkinsimplementation/nrg.cfm>

## State Contact

Jean Massey  
 Associate State Superintendent of Career and Workforce Development  
 Mississippi Department of Education  
 359 N. West St., P.O. Box 771, Jackson, MS 39205  
 Phone: (601) 359-3986; Email: [jmassey@mde.k12.ms.us](mailto:jmassey@mde.k12.ms.us)