

KENTUCKY

Career Technical Education (CTE) Profile

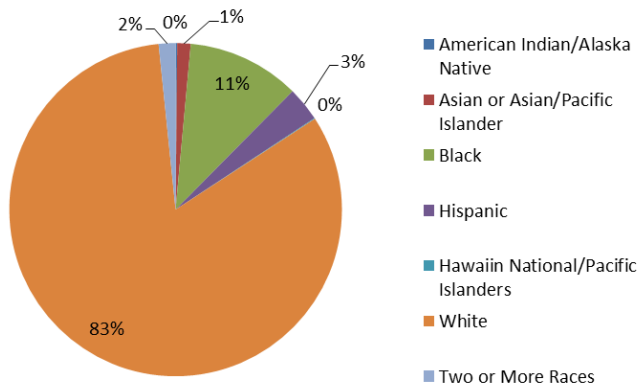


NAPE
National Alliance for
Partnerships in Equity
Education Foundation

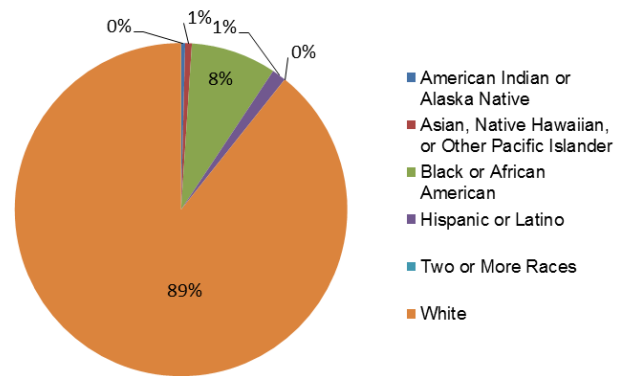
At the secondary level, CTE is delivered through comprehensive high schools and area technology centers (including a virtual area technology center). At the postsecondary level, CTE is offered through the Kentucky Community and Technical College System and several universities that offer associate's degrees.

Enrollment (most recent data available by state is reported)

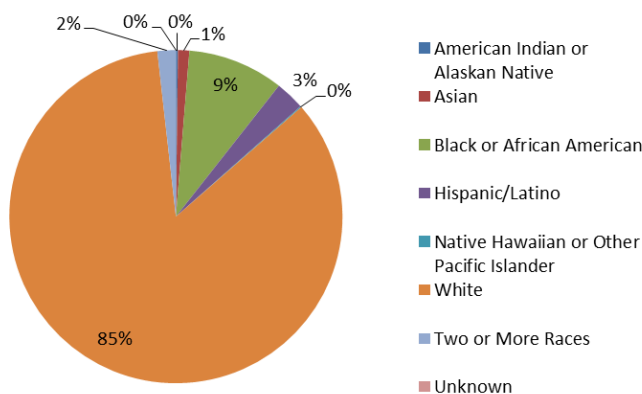
All Secondary Enrollment by Race, FY 2012



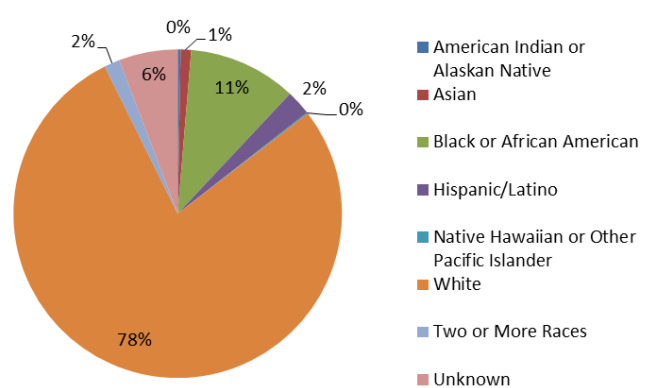
2-Year Postsecondary Enrollment by Race, Fall 2009



CTE Secondary Enrollment by Race, FY 2013



CTE Postsecondary Enrollment by Race, FY 2013



In FY 2013, 139,988 secondary and 58,623 postsecondary students participated in CTE. At the secondary level, 47% were female and 53% were male. At the postsecondary level, 59% were female and 41% were male.

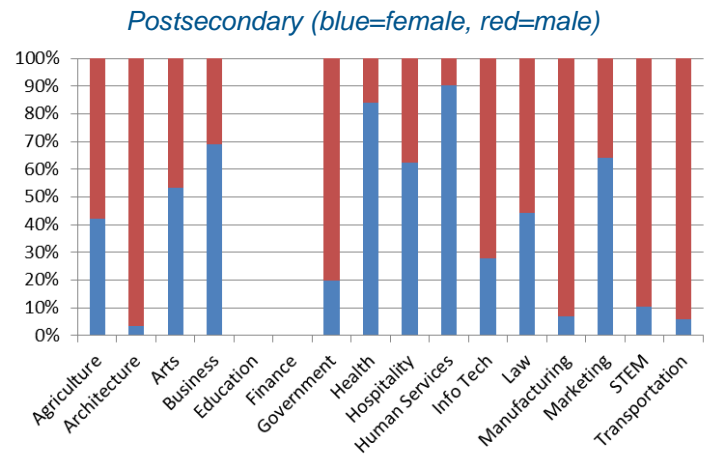
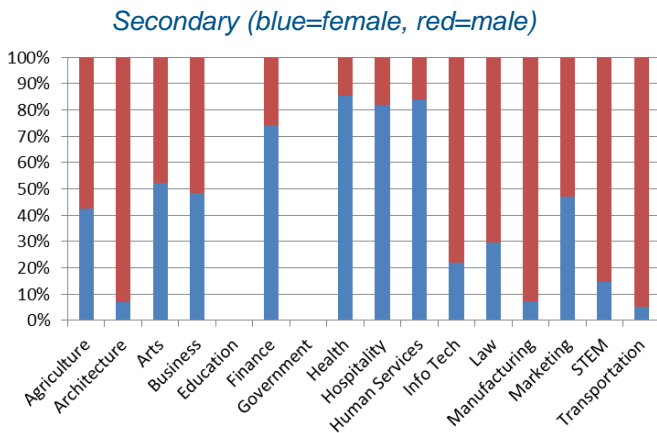
Perkins Funding

For FY 2014, Kentucky's Perkins state grant allocation was \$17,905,647, which was the same as FY 2013 and FY 2012.

Performance Data for CTE Concentrators, FY 2013

	Secondary		Postsecondary	
% passed the technical skill assessments aligned with industry standards	60%		73%	
% received an industry-recognized credential, certificate, or degree	98%		73%	
% placed or retained in postsecondary education, employment, military service, or advanced training	90%		91%	
	Male	Female	Male	Female
% of CTE students from underrepresented gender who participated in program nontraditional for that gender	43%	33%	15%	34%
% of CTE students from underrepresented gender who completed a program nontraditional for that gender	23%	18%	9%	16%

Career Cluster Enrollment by Gender, FY 2013

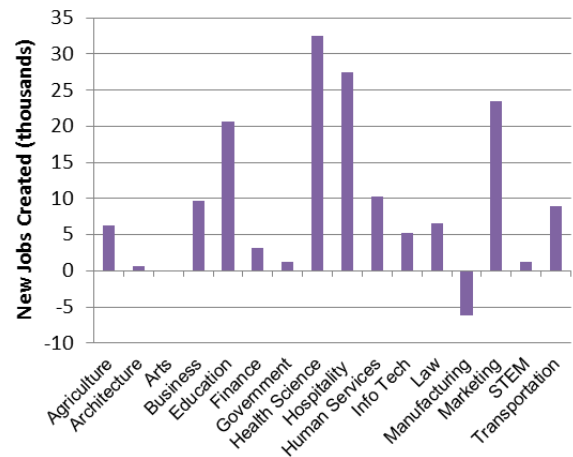


Job Creation to 2018 by Career Cluster

The adjacent chart displays the expected number of jobs created (in thousands) in each of the 16 Career Clusters in Kentucky between 2008 and 2018, according to a report by Georgetown University.

Sources

ACTE, CTE State Profiles, <https://www.acteonline.org/stateprofiles/>
 Georgetown University, Career Clusters Report, <http://cew.georgetown.edu/clusters>
 NCES, Elementary/Secondary Education System, <http://nces.ed.gov/ccd/elsi/>, and College and Career Tables Library, Table 35d, <http://nces.ed.gov/datalab/tablelibrary/viewtable.aspx?tableid=8603>
 Perkins Collaborative Resource Network, Consolidated Annual Reports, <http://cte.ed.gov/accountability/reports.cfm>, and Perkins Allocations, <http://cte.ed.gov/perkinsimplementation/nrg.cfm>



State Contact

Karla Tipton
 Kentucky Department of Education
 Office of Career and Technical Education
 500 Mero Street, CPT-20th Floor, Frankfort, KY 40601
 Phone: (502) 564-4286
 Email: Karla.Tipton@education.ky.gov