

ILLINOIS

Career Technical Education (CTE) Profile

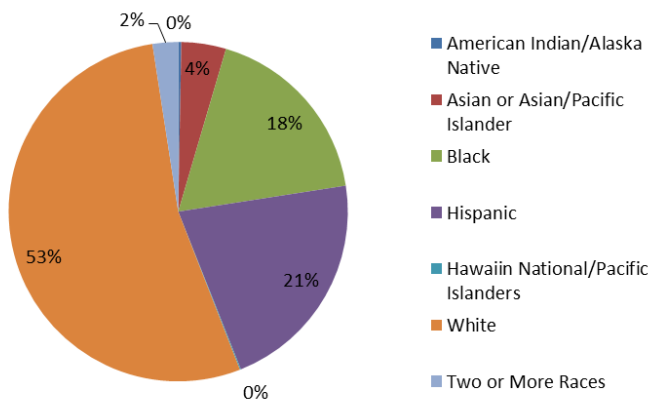


NAPE
National Alliance for
Partnerships in Equity
Education Foundation

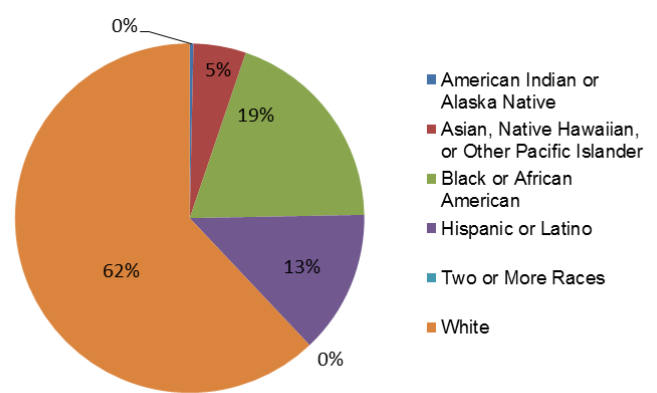
At the secondary level, CTE is delivered through comprehensive high schools and area career centers. At the postsecondary level, CTE is delivered through community college districts. The Illinois State Board of Education serves as the eligible agency for Perkins funding.

Enrollment (most recent data available by state is reported)

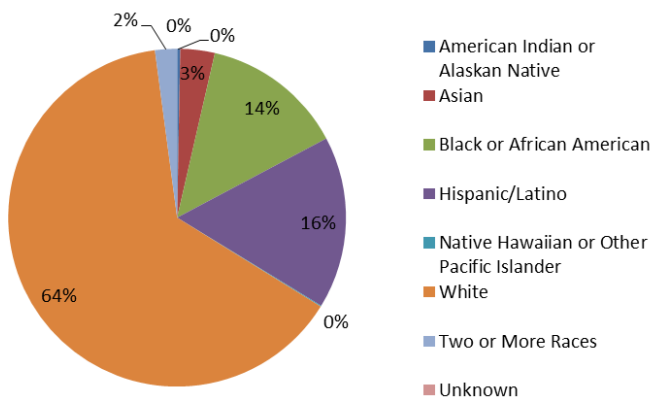
All Secondary Enrollment by Race, FY 2012



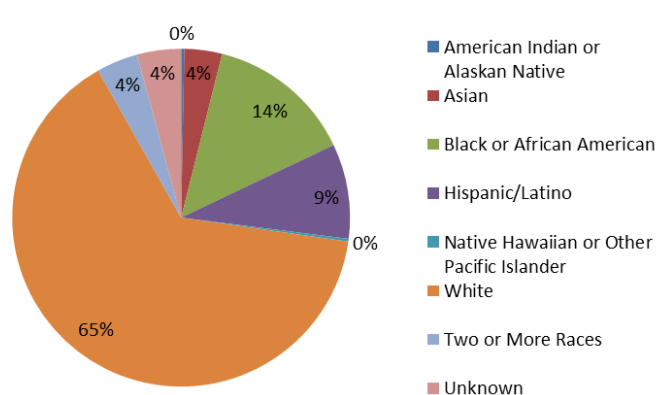
2-Year Postsecondary Enrollment by Race, Fall 2009



CTE Secondary Enrollment by Race, FY 2013



CTE Postsecondary Enrollment by Race, FY 2013



In FY 2013, 300,983 secondary and 187,590 postsecondary students participated in CTE. At the secondary level, 45% were female and 55% were male. At the postsecondary level, 49% were female and 51% were male.

Perkins Funding

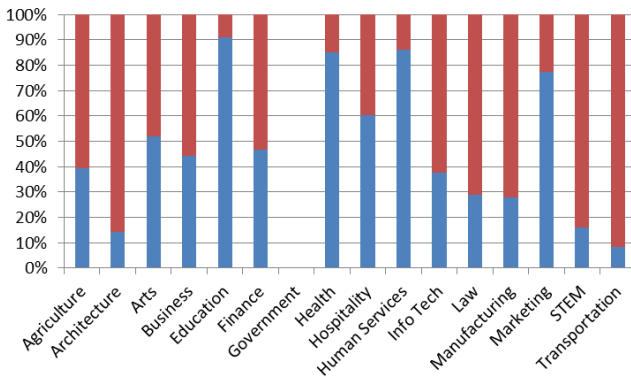
For FY 2014, Illinois's Perkins state grant allocation was \$40,519,069, which was \$1,561,602 more than FY 2013 and \$428,842 less than FY 2012. Of funds distributed to local recipients, 60% and 40% have traditionally been distributed to secondary and postsecondary programs, respectively.

Performance Data for CTE Concentrators, FY 2013

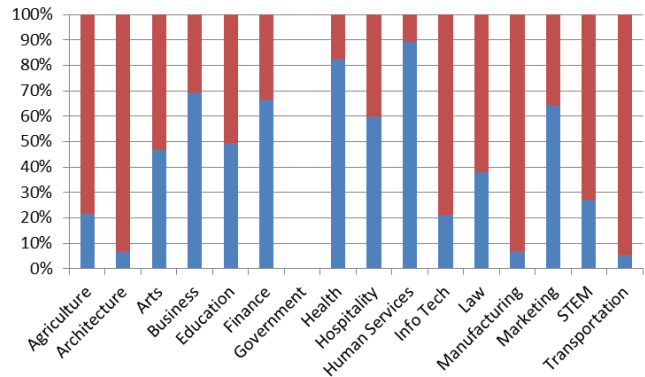
	Secondary		Postsecondary	
% passed the technical skill assessments aligned with industry standards	79%		75%	
% received an industry-recognized credential, certificate, or degree	96%		60%	
% placed or retained in postsecondary education, employment, military service, or advanced training	66%		67%	
	Male	Female	Male	Female
% of CTE students from underrepresented gender who participated in program nontraditional for that gender	40%	29%	16%	23%
% of CTE students from underrepresented gender who completed a program nontraditional for that gender	31%	30%	14%	17%

Career Cluster Enrollment by Gender, FY 2013

Secondary (blue=female, red=male)



Postsecondary (blue=female, red=male)

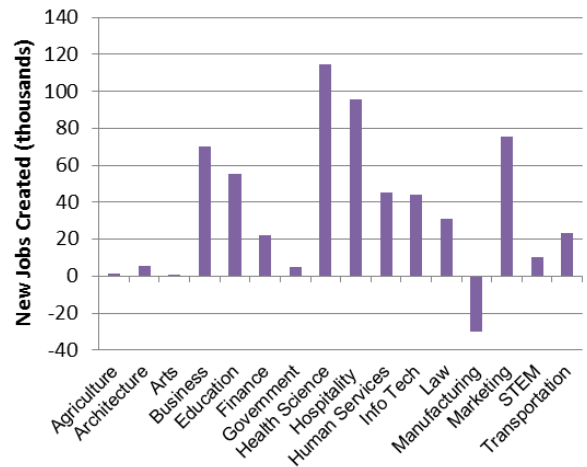


Job Creation to 2018 by Career Cluster

The adjacent chart displays the expected number of jobs created (in thousands) in each of the 16 Career Clusters in Illinois between 2008 and 2018, according to a report by Georgetown University.

Sources

ACTE, CTE State Profiles, <https://www.acteonline.org/stateprofiles/>
 Georgetown University, Career Clusters Report, <http://cew.georgetown.edu/clusters>
 NCES, Elementary/Secondary Education System, <http://nces.ed.gov/ccd/elsi/>, and College and Career Tables Library, Table 35d, <http://nces.ed.gov/datalab/tableslibrary/viewtable.aspx?tableid=8603>
 Perkins Collaborative Resource Network, Consolidated Annual Reports, <http://cte.ed.gov/accountability/reports.cfm>, and Perkins Allocations, <http://cte.ed.gov/perkinsimplementation/nrg.cfm>



State Contact

Secondary

Debbie Hopper, Principal Education Consultant
 Illinois State Board of Education
 100 North First St., E-240
 Springfield, IL 62777-0001
 Phone: (217) 782-4620; Email: dhopper@isbe.net

Postsecondary NAPE Contact

Brian Durham
 Senior Director for Academic Affairs/CTE, ICCB
 401 E. Capitol Avenue, Springfield, IL 62703
 Phone: (217) 524-5502; Email: brian.durham@illinois.gov