

ARKANSAS

Career Technical Education (CTE) Profile

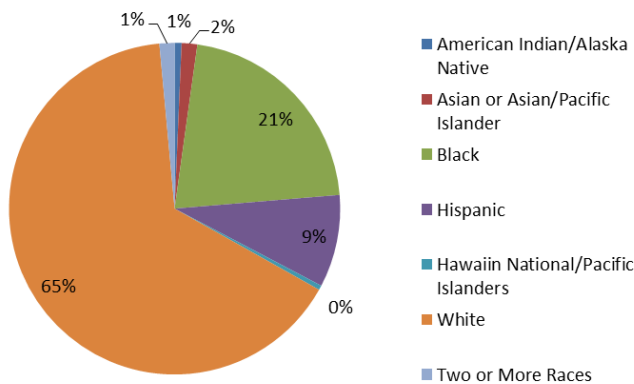


NAPE
National Alliance for
Partnerships in Equity
Education Foundation

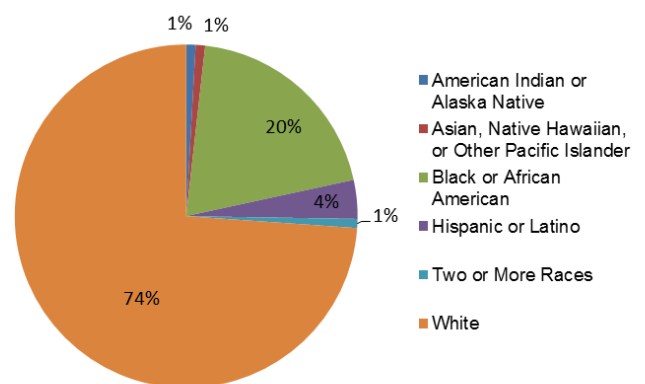
At the secondary level, CTE is delivered in both comprehensive high schools and through Secondary Area Career Centers. At the postsecondary level, CTE is delivered through the community college system and three technical institutes, which offer programs that can be completed in as little as 6 to 12 weeks or 1 to 2 years.

Enrollment (most recent data available by state is reported)

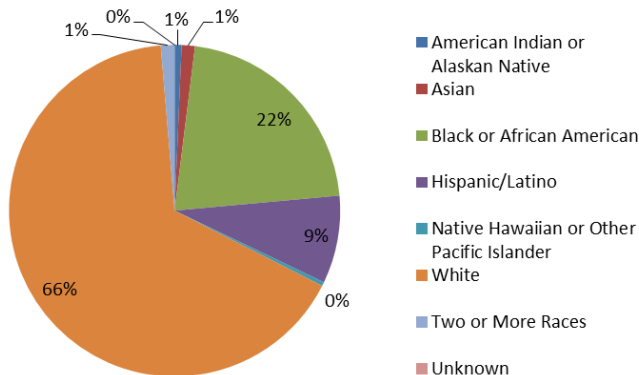
All Secondary Enrollment by Race, FY 2012



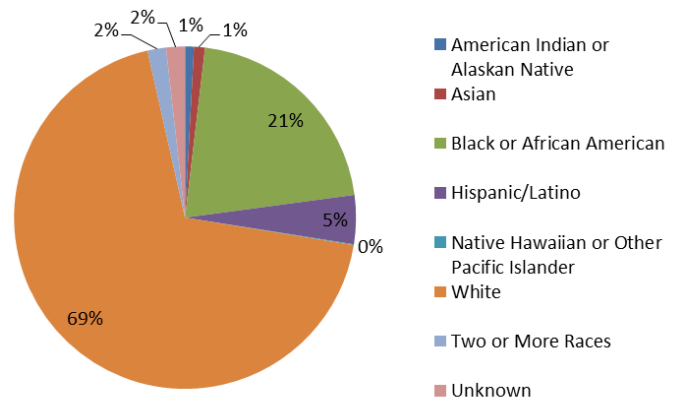
2-Year Postsecondary Enrollment by Race, Fall 2009



CTE Secondary Enrollment by Race, FY 2013



CTE Postsecondary Enrollment by Race, FY 2013



In FY 2013, 101,950 secondary and 29,740 postsecondary students participated in CTE. At the secondary level, 49% were female and 51% were male. At the postsecondary level, 64% were female and 36% were male.

Perkins Funding

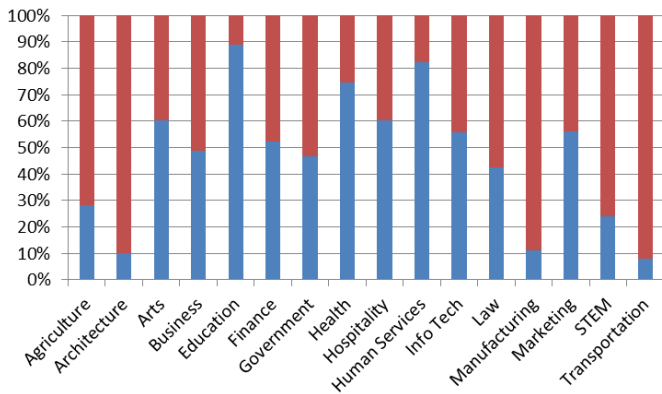
For FY 2014, Arkansas's Perkins state grant allocation was \$11,403,795, which was the same as FY 2013 and \$17,865 less than FY 2012. Of funds distributed to local recipients, 75% and 25% have historically been distributed to secondary and postsecondary programs, respectively.

Performance Data for CTE Concentrators, FY 2013

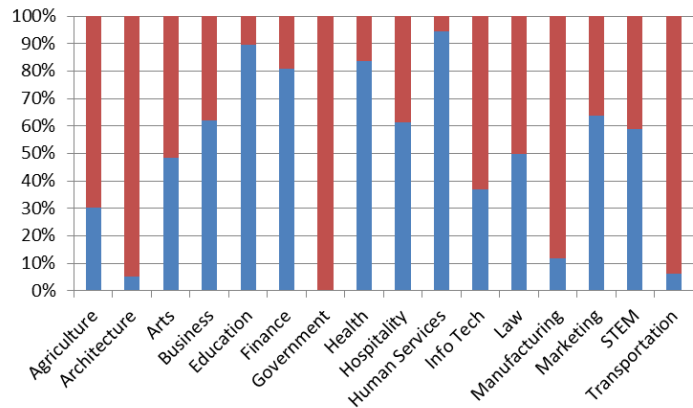
	Secondary		Postsecondary	
% passed the technical skill assessments aligned with industry standards	73%		86%	
% received an industry-recognized credential, certificate, or degree	90%		70%	
% placed or retained in postsecondary education, employment, military service, or advanced training	95%		68%	
	Male	Female	Male	Female
% of CTE students from underrepresented gender who participated in program nontraditional for that gender	23%	29%	13%	33%
% of CTE students from underrepresented gender who completed a program nontraditional for that gender	19%	32%	12%	33%

Career Cluster Enrollment by Gender, FY 2013

Secondary (blue=female, red=male)



Postsecondary (blue=female, red=male)

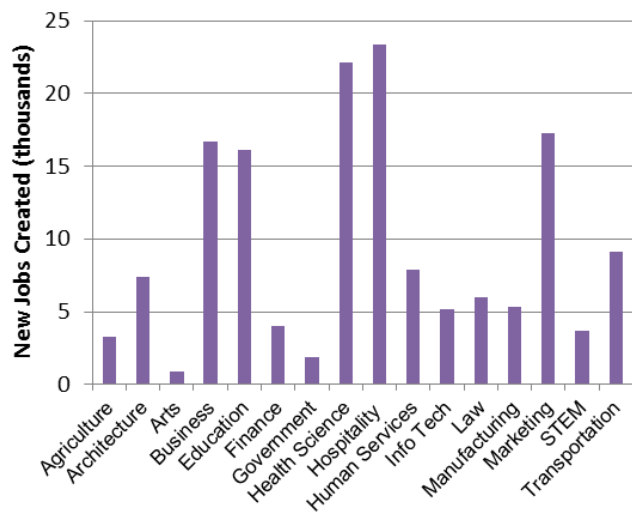


Job Creation to 2018 by Career Cluster

The adjacent chart displays the expected number of jobs created (in thousands) in each of the 16 Career Clusters in Arkansas between 2008 and 2018, according to a report by Georgetown University.

Sources

ACTE, CTE State Profiles, <https://www.acteonline.org/stateprofiles/>
 Georgetown University, Career Clusters Report, <http://cew.georgetown.edu/clusters>
 NCES, Elementary/Secondary Education System, <http://nces.ed.gov/ccd/elsi/>, and College and Career Tables Library, Table 35d, <http://nces.ed.gov/datalab/tableslibrary/viewtable.aspx?tableid=8603>



Perkins Collaborative Resource Network, Consolidated Annual Reports, <http://cte.ed.gov/accountability/reports.cfm>, and Perkins Allocations, <http://cte.ed.gov/perkinsimplementation/nrg.cfm>

State Contact

William L. Walker, Jr.
 Director, Arkansas Department of Workforce Education
 Three Capitol Mall, Little Rock, AR 72201-1083
 Phone: (501) 682-1500; Email: bill.walker@arkansas.gov