

# ALABAMA

## Career Technical Education (CTE) Profile



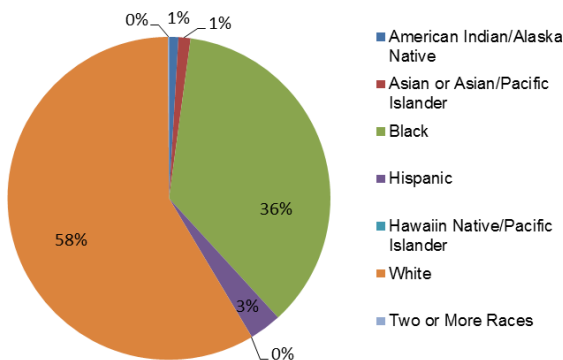
**NAPE**  
National Alliance for  
Partnerships in Equity  
Education Foundation

At the secondary level, CTE is delivered through comprehensive high schools as well as regional tech centers. At the postsecondary level, CTE is delivered through Alabama's community colleges, four technical colleges, and extensive workforce development initiatives. The Department of Postsecondary Education is a sub-grantee of Perkins funds from the Alabama State Department of Education, the fiscal agent for the funds.

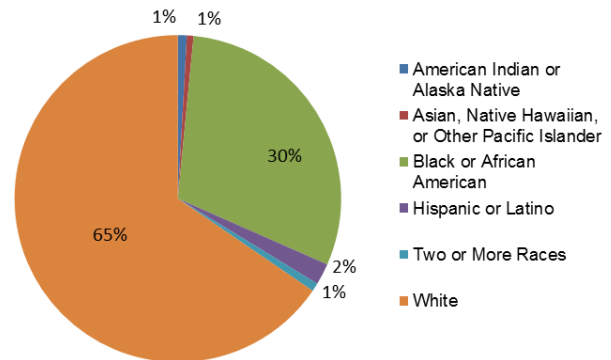
### Enrollment

In FY 2012, 180,941 secondary and 64,053 postsecondary students participated in CTE. At the secondary level, 49% were female and 51% were male. At the postsecondary level, 56% were female and 44% were male.

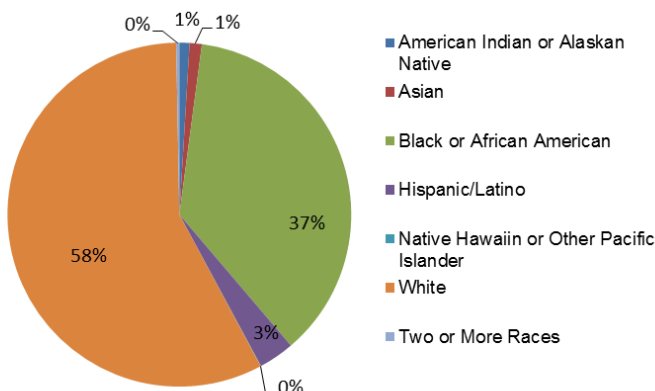
*All Secondary Enrollment by Race, FY 2011*



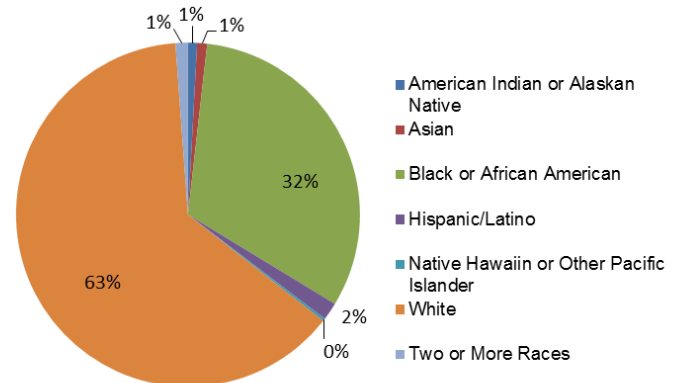
*2-Year Postsecondary Enrollment by Race, Fall 2009*



*CTE Secondary Enrollment by Race, FY 2012*



*CTE Postsecondary Enrollment by Race, FY 2012*



### Perkins Funding

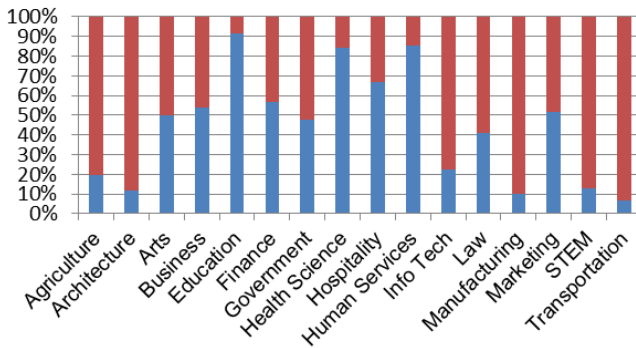
For FY 2014, Alabama's Perkins state grant allocation is estimated to be \$19,175,065, which is the same as FY 2013 and FY 2012. Based on past years, of funds distributed to local recipients, 70% and 30% are expected to be distributed to secondary and postsecondary programs, respectively.

## Performance Data for CTE Concentrators, FY 2012

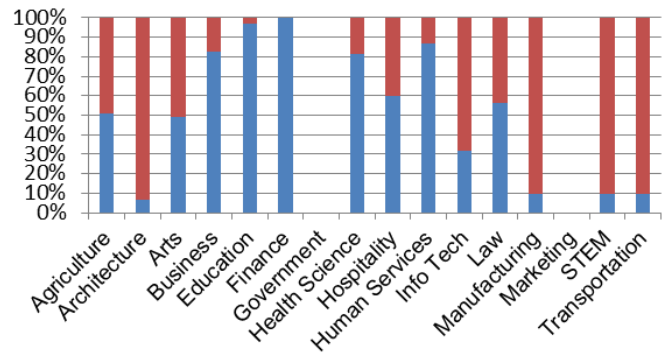
	Secondary		Postsecondary	
% passed the technical skill assessments aligned with industry standards	90%		87%	
% received an industry-recognized credential, certificate, or degree	86%		56%	
% placed or retained in postsecondary education, employment, military service, or advanced training	94%		69%	
	Male	Female	Male	Female
% of CTE students from underrepresented gender who participated in program nontraditional for that gender	21%	18%	18%	36%
% of CTE students from underrepresented gender who completed a program nontraditional for that gender	14%	15%	13%	17%

## Career Cluster Enrollment by Gender

Secondary (blue=female, red=male)



Postsecondary (blue=female, red=male)

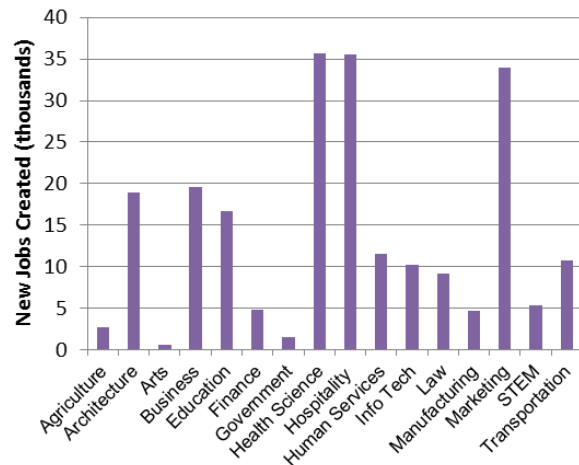


## Job Creation to 2018 by Career Cluster

The adjacent chart displays the expected number of jobs created (in thousands) in each of the 16 Career Clusters in Alabama between 2008 and 2018, according to a report by Georgetown University.

### Sources

ACTE, CTE State Profiles, <https://www.acteonline.org/stateprofiles/>  
 Georgetown University, Career Clusters Report, <http://cew.georgetown.edu/clusters>  
 NCES, Elementary/Secondary Education System, <http://nces.ed.gov/ccd/elsi/>, and College and Career Tables Library, Table 35d, <http://nces.ed.gov/datalab/tableslibrary/viewtable.aspx?tableid=8603>  
 Perkins Collaborative Resource Network, Consolidated Annual Reports, <http://cte.ed.gov/accountability/reports.cfm>, and Perkins Allocations, <http://cte.ed.gov/perkinsimplementation/nrg.cfm>



## State Contact

Sherry Key, Director, Career and Technical Education  
 Alabama Department of Education  
 PO Box 302101, Montgomery, AL 36130-2101  
 Phone: (334) 242-9111, Email: [skey@alsde.edu](mailto:skey@alsde.edu)